

No image  
available

**BLITZFIRE Series**

**BLITZFIRE COMBO PKG - 2.5"NH**

XXC-42-NH1

MONITOR/BACKET/STACK TIPS

**\$4945.00 List Price**

**FEATURES**

## SPECIFICATIONS

<b>Oscillation</b>	No
<b>Package</b>	Yes
<b>Safety Shutoff</b>	No
<b>Weight</b>	0
<b>Safety Inlet</b>	No

## DOCUMENTS

### Instructions For Installation, Safe Operation and Maintenance

[BLITZFIRE INSTRUCTION MANUAL \(PDF\)](#)

[BLITZFIRE XX-B STORAGE BRACKET INSTALLATION \(PDF\)](#)

[Z FRENCH SÉRIE DE MONITEURS PORTABLES BLITZFIRE \(PDF\)](#)

[Z GERMAN BLITZFIRE TRAGBARER WASSERWERFER \(GERMAN\) \(PDF\)](#)

[Z ITALIAN BLITZFIRE INSTRUCTION MANUAL \(PDF\)](#)

[Z PORTUGUESE BLITZFIRE MANUAL DE INSTRUÇÕES BLITZFIRE MONITOR \(PDF\)](#)

### Online Videos

[BLITZFIRE CLUTCH REPLACEMENT \(MP4\)](#)

[BLITZFIRE HE \(FLV\)](#)

[BLITZFIRE SERIES \(MP4\)](#)

[BLITZFIRE TRIP MECHANISM \(FLV\)](#)

[BLITZFIRE TRIP MECHANISM REPLACEMENT \(MP4\)](#)

[HOW TO UPGRADE A STANDARD BLITZFIRE TO AN OSCILLATING BLITZFIRE \(MP4\)](#)

[HOW TO UPGRADE OSC UNIT ON BLITZFIRE \(MP4\)](#)

### Service Procedures

[BLITZFIRE CLUTCH REPLACEMENT \(MP4\)](#)

[BLITZFIRE TRIP MECHANISM \(FLV\)](#)

### Product Brochures

[BLITZFIRE COVER \(PDF\)](#)

[BLITZFIRE PORTABLE MONITOR \(PDF\)](#)

[BLITZFIRE PRODUCT SERIES \(PDF\)](#)

[Z ARABIC BLITZFIRE - ARABIC \(PDF\)](#)

[Z INDONESIAN BLITZFIRE \(PDF\)](#)

### Technical Specifications and Drawings

[BLITZFIRE EXPLODED VIEW \(PDF\)](#)

[PARTS LIST: BLITZFIRE BRACKET \(PDF\)](#)

[XXC-42-NH1 ITEM SPECIFICATION \(DOC\)](#)

### Technical Bulletins & Testing Reports

[PRODUCT BULLETIN PORTABLE MONITOR STORAGE BRACKET LABEL CHANGE \(PDF\)](#)

### Certifications & Approvals

[BLITZFIRE/BLITZFIRE-HE EN 15767-1\(PDF\) \(PDF\)](#)

## ABOUT THE BLITZFIRE SERIES



**Do you need to launch a fireground attack safely from any angle or with limited staff?**



**A BLITZFIRE portable monitor offers a safe initial attack from any angle, even with limited staff. A flow rating up to 500 gpm (2000 l/min) covers the most demanding situations. This portable monitor also integrates an exclusive safety shutoff valve that reduces the risk associated with an out-of-control appliance. The valve closes quickly if the monitor starts to slide.**


**The BLITZFIRE's compact and lightweight design can operate unattended. Once set, your BLITZFIRE can be manually regulated or used in an unattended manner for exposure protection or to attack with massive flow requirements. The safety shutoff limits concern when your monitor is unmanned.**




**Keep Your Crew Safe**

**Keeping your firefighters safe during an attack is a major concern. BLITZFIRE implements an integrated shutoff valve to maximize your fireground safety. If the shutoff is activated, this safety feature minimizes the effect of water hammer. Remember the third Firefighter Life Safety Initiative - risk management.**


***No other portable monitor offers this level of safety.***






**Flexibility for Your Most Demanding Scenarios**

10 degree low elevation to 86 degree high elevation range of motion means you have flexibility to reach basements to attics and everything in-between.




**You Don't Have to Sacrifice Stream Quality or Reach**

Adjust the flow to meet your specific needs. An exclusive slide valve provides you with complete flow control. The integrated stream shaper and slide valve with six detent positions ensures your needs are covered in any scenario.




**Do You Need to Deliver Foam?**

Deliver the proper amount of foam from an eductor, on-board foam system or with a compressed air foam system with the BLITZFIRE and enjoy the same benefits of safe and effective operation.



**Do You Have a Unique Mounting Requirement?**

You're able to mount your BLITZFIRE on any accessible vertical or horizontal surface on your rig or in a compartment for quick access. The storage bracket is constructed of stainless steel and can be mounted for rapid deployment of a pre-connected BLITZFIRE.



#### **Available Nozzles Pairings**

- Standard
- Low-Pressure
- Dual-Pressure Automatic
- Fixed Gallonage
- Stacked Tips
- Foam Tubes

[Shop Firefighting Nozzles](#)

### **OSCILLATING, STANDARD OR HIGH ELEVATION MODELS AVAILABLE**

You can add oscillation to either the standard or high elevation models. The water-driven turbine will automatically sweep your nozzle 20, 30, or 40 total degrees. The oscillating mechanism can be disengaged and horizontal rotation moved manually as well.

#### **BLITZFIRE HE (High Elevation)**

The HE version also has a flow range of up to 500 gpm (2000 l/min). Elevation is manually adjustable between 10 and 86 degrees above horizontal. Horizontal movement is manually adjustable 20 degrees either side of center. The swiveling inlet directs the supply hose toward the ground for additional stability. An anchor strap is included for safe operation on slick surfaces like marble floors.

*All Weather Nozzle Covers are designed to protect your BLITZFIRE while allowing easy access when you're on the job. Covers withstand extreme weather conditions and each is manufactured in the USA.*

[\*\*Request Your Product Demonstration\*\*](#)