

S U T P H E N C O R P O R A T I O N



ALL OUT.™

SUTPHEN



SUTPHEN HEAVY RESCUE

HEAVYRESCUE™
W A L K - A R O U N D

THE SUTPHEN™ HEAVYRESCUE™



EVERY SUTPHEN HEAVYRESCUE APPARATUS IS CUSTOM-DESIGNED TO FIT OUR CUSTOMER'S REQUIREMENTS AND MEET OR EXCEED THEIR NEEDS. THE ONLY THING THAT COMES "STANDARD" IS THE SUPERIOR QUALITY WORK OF OUR EXPERT, WORLD-CLASS, PROFESSIONAL CRAFTSMEN.

Your Sutphen HeavyRescue apparatus will provide you with the ultimate in personnel and equipment carrying capabilities. Each is engineered to both maximize and optimize compartment space and storage. We configure storage compartments, slide out shelves, trays and tool boards to hold your equipment in the least amount of space.

Do you have unique space requirements for ladders, pike poles, pry bars, dive equipment and other specialized firefighting tools? Our engineers will design the racks and compartments you need to accommodate all necessary equipment, activities and more.



Standard and custom features on the Sutphen-built HeavyRescue apparatus raise the phrase “all-in-one” to a new level. They include:

- 6-man to 10-man, split-tilt or full-tilt, standard or long cabs with 10-inch to 20-inch raised roofs
- Single or tandem axles for maximum support and stable ride
- Caterpillar, Detroit or Cummins engines
- Sutphen's own Fort-Truss™ monolith truss design for maximum strength and compartment flexibility
- All-aluminum welded construction for lightweight durability – also available in stainless steel
- Aluminum diamond plate with serrated diamond plate on horizontal surfaces to meet or exceed NFPA slip-resistance standards
- Self-contained hydraulic system with separate hydraulic reservoir driven off the transmission for rescue tools
- Available hydraulic reels and air cascade system for air reels and filling SCBA or SCUBA bottles
- 6kw to 40kw generators (diesel, hydraulic, PTO)
- Available telescoping single or dual rooftop lighting systems provide up to 18,000 watts of illumination
- Multiple compartments with roll-out trays, adjustable shelves or tool boards for easy equipment access
- Separate compartments available for dive equipment and diver suit-up
- Cabs can also be outfitted with desks, radio banks or as a complete command center including electric side awnings
- Emergency escape hatch and rear ladder for rooftop access
- Heavy-duty, RV-proven air conditioning system
- Body and chassis manufactured from the ground up and customized to your requirements by Sutphen craftsmen



Whether you need a HeavyRescue apparatus, a HazMat vehicle, an Urban Search and Rescue apparatus or a fully operational Mobile Command Center, Sutphen's engineers and craftsmen will customize your HeavyRescue apparatus to meet your needs. Sutphen – All Out Since 1890.

THERE'S NOTHING LIKE A SUTPHEN.



CUSTOM CABS AND COMPARTMENTS

Sutphen Corporation offers a wide variety of custom cabs and compartmentation designs. As you can see, you can combine various cab configurations and compartment layouts to fit your department's needs.

Sutphen Corporation

7000 Columbus-Marysville Road
Amlin, OH 43002

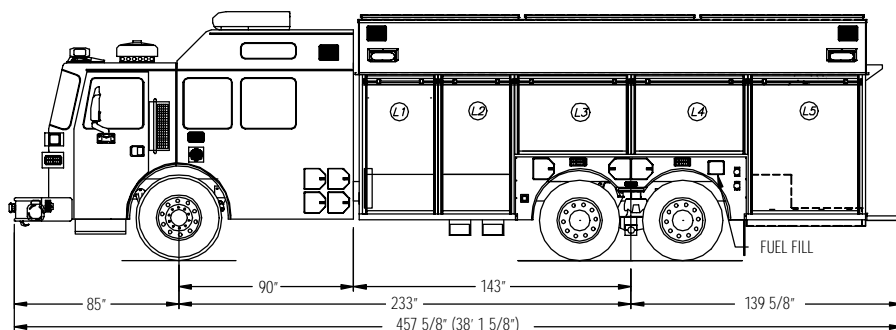
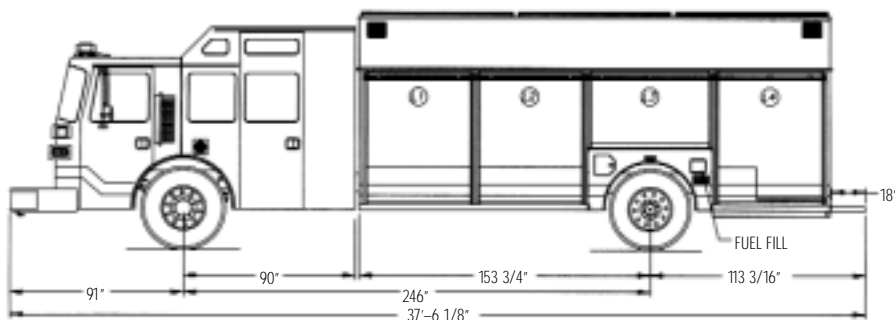
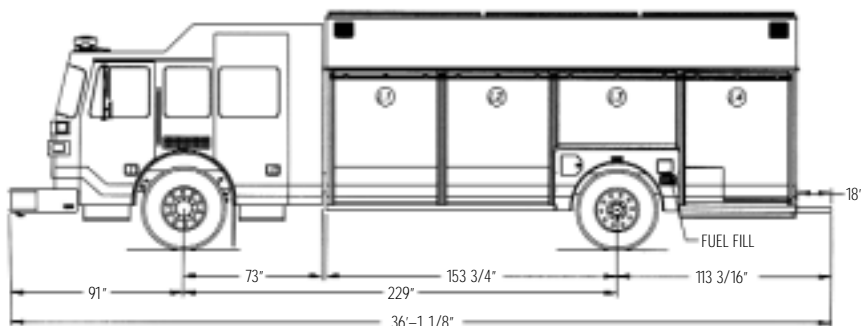
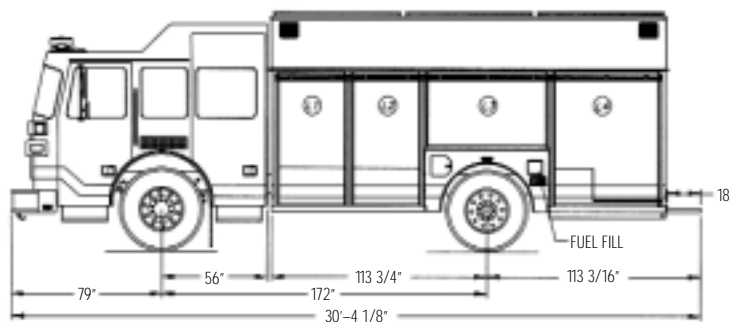
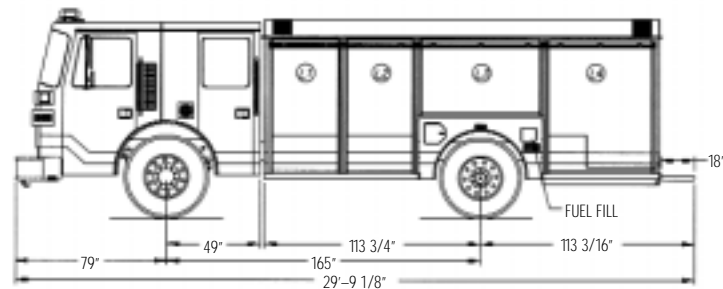
Tel: 614.889.1005

Toll Free: 800.848.5860

Fax: 614.889.0874

Web: www.sutphen.com

Email: sutphen@sutphencorp.com



SUTPHEN™

All Out Since 1890.

SEE SUTPHEN ONLINE AT WWW.SUTPHEN.COM