



**SILENT  
KNIGHT**

by Honeywell

## 5104B Fire Control Communicator

**The speed, reliability and value of digital communications from the company you can trust**

As pioneers in digital fire technology, Silent Knight delivers superior systems at an outstanding value. Our 5104B Fire Control Communicator has become the industry standard by proving itself in years of field-tested operation. This six-zone fire control communicator provides fast, reliable digital communication of fire and trouble conditions. It transmits via ordinary phone lines — eliminating the need for expensive leased line arrangements. Use it as a stand-alone, or incorporate it into your existing system. Why spec any other digital communicator? Go with the industry standard — the 5104B Fire Control Communicator from Silent Knight.

For more information, please call 1-800-328-0103.

### Model 5104B Fire Control Communicator

The Silent Knight Model 5104B is a six-zone fire control communicator providing digital fire reporting over ordinary telephone lines, eliminating the need for costly leased lines. It's UL 864 and NFPA 72 approved for monitoring local evacuation controls.

As a stand-alone unit, it can be used to monitor:

- Sprinkler systems for waterflow, supervisory, and gate valve tamper conditions.
- Automatic fire detection systems for structures that are not required to have a fire alarm system but want property protection (e.g. to call the fire department after hours).
- Monitors dry contact alarms, trouble and supervisory outputs, then transmits a separate code for each.

The Model 5104B is fully supervised. Its microprocessor constantly runs programs to monitor AC, standby battery, zone inputs and telephone line connections. If a fault condition is detected, it sounds a local trouble audible and reports the condition to

the central station. If one of the telephone lines faults for more than 60 seconds, it will automatically switch to the other to report the failure.

The communicator will signal activation, restoration and trouble conditions on any of six inputs. If an application requires a different input configuration, the individual input styles may be changed by using a Model 7181 Fire Zone Converter Module. The 7181 also allows use of two-wire type smoke detectors, instead of the normal four-wire contact type, for automatic fire detection applications.

#### Features

- UL 864 Listed as an NFPA 72 Central Station or Remote Station protected premise unit.
- FM approved.
- Can be used as a stand-alone or as a add-on DACT.
- Six fully supervised inputs: one Class A (Style D) input, and five Class B (Style A) inputs.
- Downloadable for remote programming.
- Fuseless overload protection with automatic reset circuitry and fault indicators — eliminates the cause of most field calls.



**Model 5104B**

- Dual phone line interface Automatic self tests every 24 hours with report sent to central station.
- Reports in SIA and most major communications formats.
- 60 hours of standby power.
- Operates on loop start phone lines ahead of the building PBX system.
- A single, programmable output is provided for alarm or dialer failed conditions (cannot be used for evacuation purposes).

# 5104B Fire Control Communicator

## Specifications

### Electrical

Add-on Applications - UL Listed

Input: 120 VAC 60 Hz 40 watts

Current:

Standby 50 mA

Alarm 135 mA

Stand Alone Applications

Input: 120 VAC 60 Hz 40 watts

Standby: 12 volt 7 amp hour rechargeable battery

5230 Remote Annunciator (three maximum per system)

Load: 60 mA standby

120 mA alarm

### Indicator Lights (LEDs):

Power On (Green)

Trouble Silenced (Yellow)

Until Trouble is Cleared/Flashing = Supervisory

Dialer Failure (Yellow)

Telephone Line Fault (2 Red)

Inside Cabinet at L1 and L2 Inputs

### Telephone Requirements:

FCC Registration #: AC698R-17462-AL-E  
RINGER EQUIVALENCE 0.0B

Type of Jack: RJ31X (2 required)

### Mechanical:

Dimensions: 12.25" W x 14.5" H x 3.0" D  
(31.1cm W x 36.8 cm H x 7.6cm D)

Weight: 15 lbs. (6.75 kg)

Color: Red

### Optional Accessories:

5230 Remote Annunciator/Programmer

5561 Download Package

7181 Fire Zone Converter Module

7860 Telephone Connecting Cord for RJ31X Jack (2 required)

6712 12 volt, 7AH rechargeable battery

### Communication

Formats: SIA, SK 3/1, SESCOA 3/1, Contact ID,  
SK 4/2, Radionics BFSK

### Approvals:

UL Listed - UL864/NFPA 72 Central and Remote Supervising  
Station Fire Alarm System Service.

FM Approved

CSFM Approved

MEA



**Model 5230**

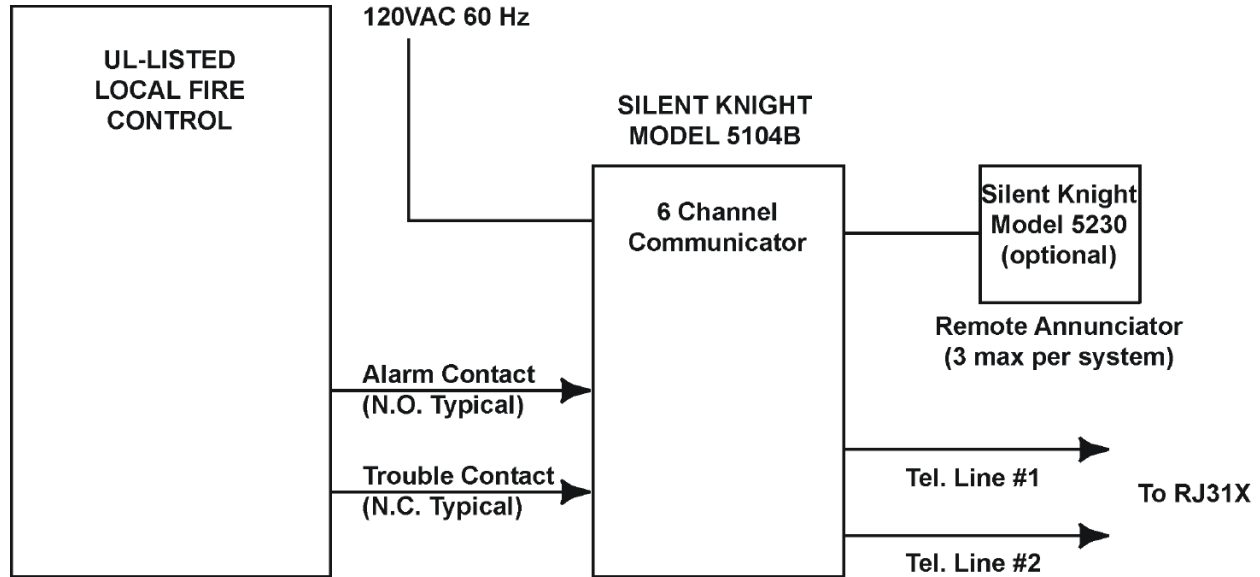
## Model 5230 Remote Alphanumeric Annunciator

The 5104B can be programmed through the use of the optional Model 5230 Remote Alphanumeric Annunciator. Programming options include: telephone numbers, reporting format, account number, loop response times (electronic retard), test time, output activation, user and installer codes. System programming is stored in a non-volatile EEPROM chip which is reprogrammable hundreds of times. The 5104B accommodates up to three remote annunciators via a four-wire connection. A quick-connect plug allows temporary connection of the annunciator for programming.

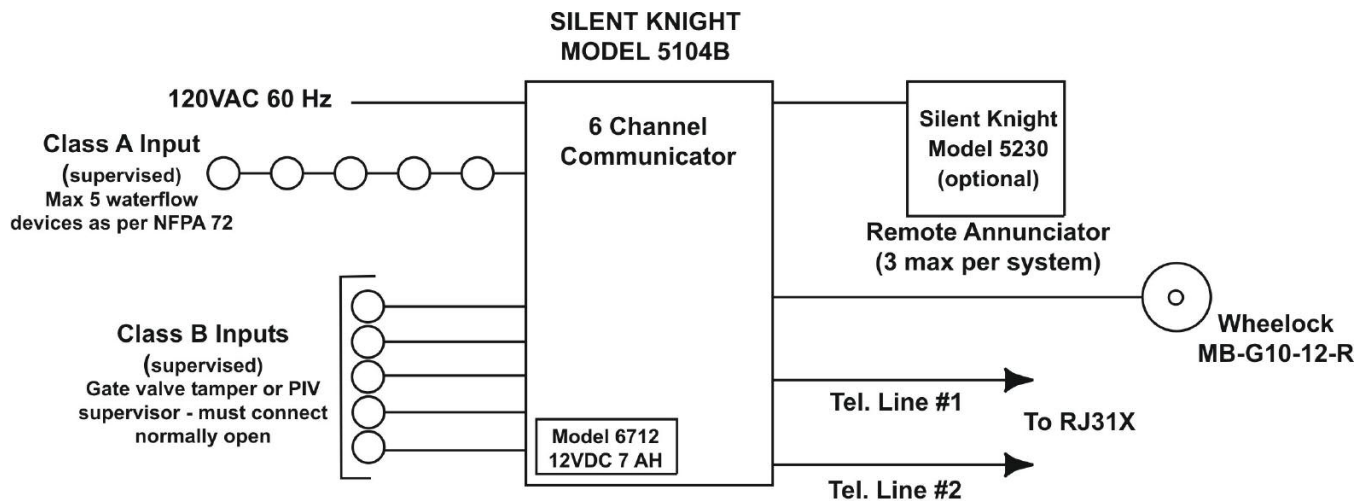
## The Model 5560 SKSS Downloading Package

Allows for remote programming and status checking of the 5104. Includes a 3 1/2-inch disk and Silent Knight proprietary modem. Allows the installing company to view the default programming, modify it, and if necessary, troubleshoot the system. Designed to be used on an IBM or compatible PC. The downloading software also contains programs for other Silent Knight downloadable products. 5 1/4-inch disks available upon request.

# 5104B Fire Control Communicator

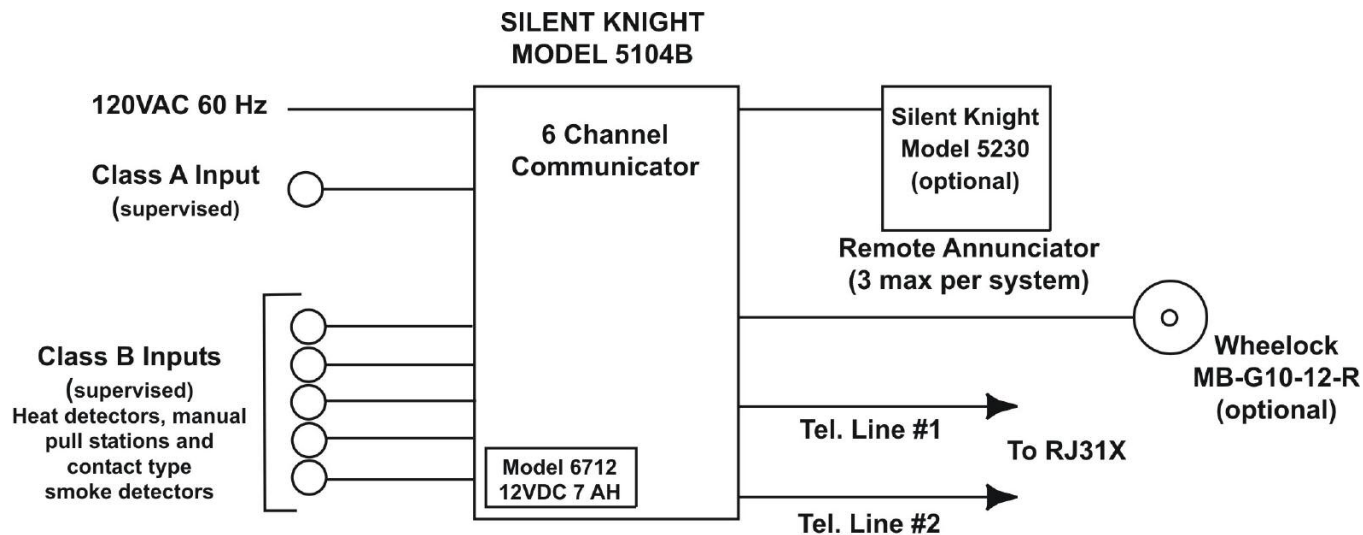


**MODEL 5104B BLOCK DIAGRAM**  
Add-On DACT Application



**MODEL 5104B BLOCK DIAGRAM**  
Stand-alone Waterflow Application

# 5104B Fire Control Communicator



## MODEL 5104B BLOCK DIAGRAM Stand-alone Automatic Fire Detection Application (For Communication Only)

### ARCHITECT/ENGINEER SPECIFICATIONS

The contractor shall provide an approved digital communicator to transmit the fire alarm and supervisory and trouble signals to a central station. The digital communicator shall be UL or FM listed for fire reporting to a central station and shall conform to the requirements of NFPA 72.

The digital communicator shall provide power and necessary components for six supervised detection circuits. One shall be Class A (Style D) and five shall be Class B (Style A). The detection circuits shall accommodate sprinkler flow switches, gate valve supervisory switches, thermal detectors and contact-type smoke detectors intermixed as desired and permitted by NFPA 72.

The control/communicator shall have the capability to supervise two telephone lines, seize the phone line

and send the alarm signal on one or both lines without the addition of any more equipment. It shall test each telephone line (number) at alternating 24-hour intervals in accordance with NFPA 72. It shall sound a local trouble signal if the telephone service is interrupted for longer than 60 seconds and it shall transmit a signal indicating the loss of phone line service to the central station over the remaining phone line. A signal shall also be transmitted to indicate the restoration of phone service. The control/communicator shall be able to report the loss of either phone line without regard to which phone line failed first. If both lines fail, a local signal shall sound.

The control/communicator shall have the ability to send a test signal to the central station every 24 hours. The test signal shall be able to be transmitted at a specific time of day or night by setting a program within the panel.

The digital communicator shall provide a secondary power supply utilizing rechargeable batteries. The secondary supply shall be capable of supplying power, under maximum normal load, for 24 hours for central station or proprietary applications or 60 hours for remote supervising station system application in accordance with NFPA 72.

The communicator shall be able to transmit all signals in the Standard SIA format (Security Industry Association).

The alarm signals transmitted to the central station shall indicate which of the six zones is in alarm and which zones are in trouble. Restoration from alarm or trouble shall be capable of communicating to Silent Knight, and other industry standard receivers.



**SILENT  
KNIGHT**

by Honeywell

This document is not intended to be used for installation purposes. We try to keep our product information up-to-date and accurate. We cannot cover all specific applications or anticipate all requirements. All specifications are subject to change without notice. For more information, contact Silent Knight 12 Clintonville Road, Northford, CT 06472-1610. Phone: (800) 328-0103, Fax: (203) 484-7118. [www.silentknight.com](http://www.silentknight.com)

MADE IN AMERICA

PN 350349, Rev C1  
©2010 Honeywell International Inc.