

SPECIFICATIONS

CLASSIFIED BY UNDERWRITERS LABORATORIES INC. for use in the through penetration fire stop systems. The applicable rating information is listed at 2 hours for flame, temperature, and/or hose stream. A 20ga. box, with knock out provision in inner box; (penetration of fire protection box, to accommodate piping, and the restoration of fire stop around penetration, shall be completed by installing contractor). 20 ga. tubular steel door with 18 ga. frame and a continuous steel hinge. All components are powder-coated with an electrostatically-applied, thermally-fused, recoatable white polyester finish. All glass door styles provided with clear tempered safety glass. Wall mounting and size of cabinet as selected by model number.

REGULARLY FURNISHED

FIRE HOSE CABINET - For use with 2-1/2" x 1-1/2" Reducing Fire Hose Rack Assembly

*FIRE RATED
*UL Classified 7N43

MODEL SELECTION

- FRC1402 Recessed
- FRC1404 Recessed
- FRC1406 Recessed
- FRC1412 Trimless
- FRC1414 Trimless
- FRC1416 Trimless
- FRC1432 Semi-Recessed
- FRC1434 Semi-Recessed
- FRC1436 Semi-Recessed

PRODUCT OPTIONS

DOOR AND FRAME MATERIAL:

- AL ALUMINUM: Clear Anodized Finish
- SS STAINLESS STEEL: 304 w/ #4 Finish
- PB BRASS: Polished Finish
- BZ BRONZE: Call for Options

FINISHES:

- ALUMINUM: Duranodic Finish
 - Light Medium Dark
- STAINLESS STEEL: Finish as Specified
 - 304 w/ #6 Dull Satin 304 w/ #8 Mirror
- RED: Powder Coat
- CUSTOMER COLORS _____ (Specify)



PRODUCT OPTIONS (cont.)

CABINET MODIFICATIONS:

- DANA TYPE: Frameless Concealed Hinge and Handle Construction (recessed cabinet only)
- HF Horizontal Fold Cabinet

DOOR STYLES:

- A Full Glass, w/ Tempered Safety Glass
- B Break-Glass, w/ Lock & Break Rite® Handle
- D Duo-Panel w/ Tempered Safety Glass
- DV Duo-Vertical Panel w/ Tempered Safety Glass
- DVL Duo-Vertical Panel w/ Lock, TSG & Break Rite® Handle
- E Tempered Safety Glass (25 sq. in.) w/ Break Rite® Handle
- F Flush Solid Metal
- FS Flush Solid Metal w/ lock
- J Insert Panel
- (Specify) Optional inserts for glass-style doors

**NOTE: DOOR STYLES -A, -D, -DV, -F, & -J PROVIDED w/ LEVER HANDLE/CAM LATCH

**NOTE: ALL GLASS DOOR STYLES PROVIDED WITH CLEAR TEMPERED SAFETY GLASS IN COMPLIANCE WITH ANSI Z97-1-1984

Call Potter Roemer - Fire Pro for current listings and approvals. Dimensions are subject to manufacturer's tolerance and may change without notice. Potter Roemer - Fire Pro assumes no responsibility for use of void or superseded data. © Copyright Potter Roemer - Fire Pro, Member of Morris Group International™ Please visit potterroemer.com for most current specifications.

FRC1400 SERIES

Date: 03/27/14

MEMBERSHIP



FIRE EQUIPMENT
MANUFACTURERS'
ASSOCIATION

ONFSA
NATIONAL IRRE SPRINKLER ASSOCIATION, INC.



CASPE
American Society of
Plumbing Engineers



POTTER ROEMER/FIRE PRO

Headquarters:
P.O. Box 3527
City of Industry, CA
91744 U.S.A.
Los Angeles Area
800-366-3473
626-855-4890

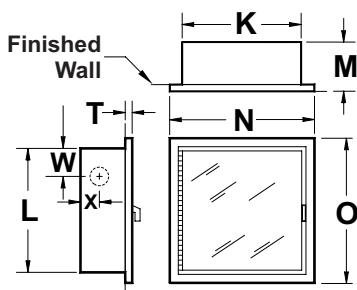
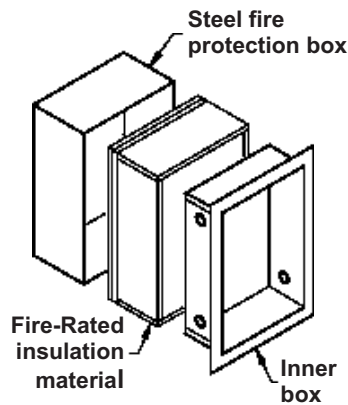
Also in:
New York (800) 526-4592
Chicago (800) 547-3473
Atlanta (800) 762-0542
Miami (866) 961-3473
Dallas (866) 644-3473

www.potterroemer.com

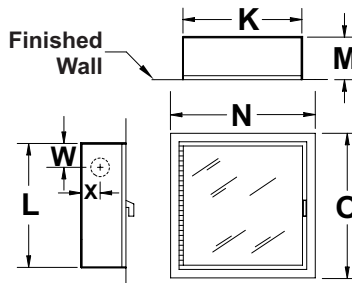
MODEL DIMENSIONS

Model No.	Wall Mounting	Max. Capacity		Inside Box Dimensions			Overall Frame		Wall Opening Required			Trim	Inlet Location	
		Poly flex ft.	Super flex ft.	K	L	M	N	O	W I D T H	H E I G H T	D E P T H		T	W
FRC1402	Recessed	75	50	30	30	8	33-3/4	33-3/4	32-1/4	32	9-1/8	5/8	4	4
FRC1404	Recessed	100	75	30	36	8	33-3/4	39-3/4	32-1/4	38	9-1/8	5/8	4	4
FRC1406	Recessed	100	100	30	40	8	33-3/4	43-3/4	32-1/4	42	9-1/8	5/8	4	4
FRC1412	Trimless	75	50	30	30	8	33	33	32-1/4	32	10-1/2	-	4	4
FRC1414	Trimless	100	75	30	36	8	33	39	32-1/4	38	10-1/2	-	4	4
FRC1416	Trimless	100	100	30	40	8	33	43	32-1/4	42	10-1/2	-	4	4
FRC1432	Semi-Recessed	75	50	30	36	8	33-1/2	33-1/2	32-1/4	32	7	2-3/4	4	2-3/4
FRC1434	Semi-Recessed	100	75	30	40	8	33-1/2	39-1/2	32-1/4	38	7	2-3/4	4	2-3/4
FRC1436	Semi-Recessed	100	100	30	40	8	33-1/2	43-1/2	32-1/4	42	7	4-3/4	4	2-3/4

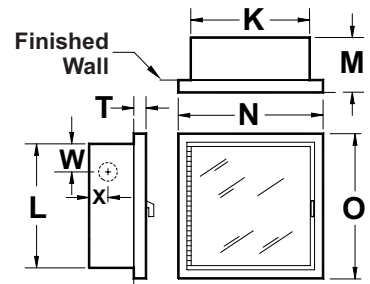
ALL DIMENSIONS ARE IN INCHES UNLESS OTHERWISE NOTED



RECESSED



TRIMLESS



SEMI-RECESSED

Call Potter Roemer - Fire Pro for current listings and approvals. Dimensions are subject to manufacturer's tolerance and may change without notice. Potter Roemer-Fire Pro assumes no responsibility for use of void or superseded data. © Copyright Potter Roemer- Fire Pro, Member of Morris Group International™ Please visit potterroemer.com for most current specifications.

FRC1400 SERIES

Date: 03/27/14

MEMBERSHIP



FIRE EQUIPMENT
MANUFACTURERS'
ASSOCIATION

ONFSA
NATIONAL IRRE SPRINKLER ASSOCIATION, INC.



CASPE
American Society of
Plumbing Engineers



POTTER ROEMER/FIRE PRO

Headquarters:
P.O. Box 3527
City of Industry, CA
91744 U.S.A.
Los Angeles Area
800-366-3473
626-855-4890

Also in:
New York (800) 526-4592
Chicago (800) 547-3473
Atlanta (800) 762-0542
Miami (866) 961-3473
Dallas (866) 644-3473

www.potterroemer.com