

## SPECIFICATIONS

CLASSIFIED BY UNDERWRITERS LABORATORIES INC. for use in the through penetration fire stop systems. The applicable rating information is listed at 2 hours for flame, temperature, and/or hose stream. A 20ga. box, with knock out provision in inner box; (penetration of fire protection box, to accommodate piping, and the restoration of fire stop around penetration, shall be completed by installing contractor). 20 ga. tubular steel door with 18 ga. frame and a continuous steel hinge. All components are powder-coated with an electrostatically-applied, thermally-fused, recoatable white polyester finish. All glass door styles provided with clear tempered safety glass. Wall mounting and size of cabinet as selected by model number.

## REGULARLY FURNISHED

FIRE HOSE CABINET - For use with 1-1/2" Fire Hose Rack Assembly and 2-1/2" Fire Department Valve

\*FIRE RATED

\*UL Classified 7N43

## MODEL SELECTION

- FRC1204 Recessed
- FRC1206 Recessed
- FRC1208 Recessed
- FRC1214 Trimless
- FRC1216 Trimless
- FRC1218 Trimless
- FRC1224 Semi-Recessed
- FRC1226 Semi-Recessed
- FRC1228 Semi-Recessed

## PRODUCT OPTIONS

### DOOR AND FRAME MATERIAL:

- AL ALUMINUM: Clear Anodized Finish
- SS STAINLESS STEEL: 304 w/ #4 Finish
- PB BRASS: Polished Finish
- BZ BRONZE: Call for Options

### FINISHES:

- ALUMINUM: Duranodic Finish
  - Light  Medium  Dark
- STAINLESS STEEL: Finish as Specified
  - 304 w/ #6 Dull Satin  304 w/ #8 Mirror
- RED: Powder Coat
- CUSTOMER COLORS \_\_\_\_\_ (Specify)



MODEL FRC1206-A (Shown)

## PRODUCT OPTIONS (cont.)

### CABINET MODIFICATIONS:

- DANA TYPE: Frameless Concealed Hinge and Handle Construction (recessed cabinet only)
- HF Horizontal Fold Cabinet

### DOOR STYLES:

- A Full Glass, w/ Tempered Safety Glass
- B Break-Glass, w/ Lock & Break Rite® Handle
- D Duo-Panel w/ Tempered Safety Glass
- DV Duo-Vertical Panel w/ Tempered Safety Glass
- DVL Duo-Vertical Panel w/ Lock, TSG & Break Rite® Handle
- E Tempered Safety Glass (25 sq. in.) w/ Break Rite® Handle
- F Flush Solid Metal
- FS Flush Solid Metal w/ lock
- J Insert Panel
- (Specify) Optional inserts for glass-style doors

\*\*NOTE: DOOR STYLES -A, -D, -DV, -F, & -J PROVIDED w/ LEVER HANDLE/CAM LATCH

\*\*NOTE: ALL GLASS DOOR STYLES PROVIDED WITH CLEAR TEMPERED SAFETY GLASS IN COMPLIANCE WITH ANSI Z97-1-1984

Call Potter Roemer - Fire Pro for current listings and approvals. Dimensions are subject to manufacturer's tolerance and may change without notice. Potter Roemer - Fire Pro assumes no responsibility for use of void or superseded data. © Copyright Potter Roemer - Fire Pro, Member of Morris Group International™ Please visit [potterroemer.com](http://potterroemer.com) for most current specifications.

**FRC1200 SERIES**

Date: 01/10/17

**MEMBERSHIP**



FIRE EQUIPMENT  
MANUFACTURERS'  
ASSOCIATION

**ONFSA**  
NATIONAL IRRE SPRINKLER ASSOCIATION, INC.



**CASPE**  
American Society of  
Plumbing Engineers



**POTTER ROEMER/FIRE PRO**

Headquarters:  
P.O. Box 3527  
City of Industry, CA  
91744 U.S.A.  
Los Angeles Area  
800-366-3473  
626-855-4890

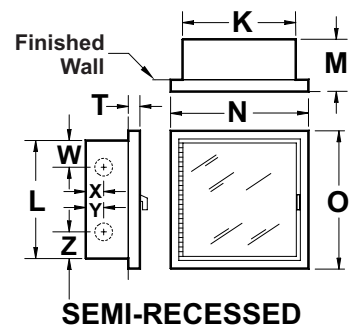
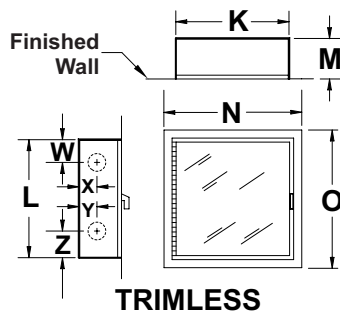
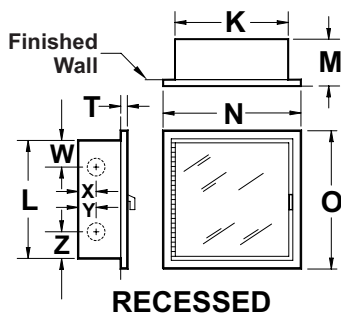
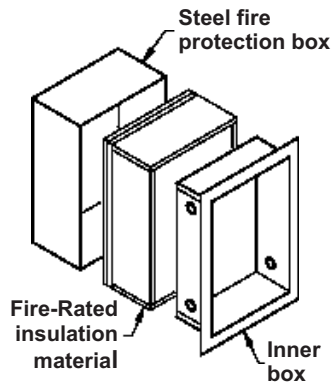
Also in:  
New York (800) 526-4592  
Chicago (800) 547-3473  
Atlanta (800) 762-0542  
Miami (866) 961-3473  
Dallas (866) 644-3473

[www.potterroemer.com](http://www.potterroemer.com)

**MODEL DIMENSIONS**

Model No.	Wall Mounting	Max. Capacity		Inside Box Dimension			Overall Frame		Wall Opening Required			Trim	Inlet Location				
		Poly flex ft.	Super flex ft.	K	L	M	N	O	W I D T H	H E I G H T	D E P T H		T	W	X	Y	Z
FRC1204	Recessed	75	50	24	36	8	27-3/4	39-3/4	26-1/4	38	9-1/8	5/8	4	4	4	4	
FRC1206	Recessed	100	75	24	40	8	27-3/4	43-3/4	26-1/4	42	9-1/8	5/8	4	4	4	4	
FRC1208	Recessed	100	100	24	44	8	27-3/4	43-3/4	26-1/4	46	9-1/8	5/8	4	4	4	4	
FRC1214	Trimless	75	50	24	36	8	27	39	26-1/4	38	10-1/2	-	4	4	4	4	
FRC1216	Trimless	100	75	24	40	8	27	43	26-1/4	42	10-1/2	-	4	4	4	4	
FRC1218	Trimless	100	100	24	44	8	27	47	26-1/4	46	10-1/2	-	4	4	4	4	
FRC1224	Semi-Recessed	75	50	24	36	8	27-1/2	39-1/2	26-1/4	38	7-3/4	2	4	4	4	4	
FRC1226	Semi-Recessed	100	75	24	40	8	27-1/2	43-1/2	26-1/4	42	7-3/4	2	4	4	4	4	
FRC1228	Semi-Recessed	100	100	24	44	8	27-1/2	47-1/2	26-1/4	46	7-3/4	2	4	4	4	4	

ALL DIMENSIONS ARE IN INCHES UNLESS OTHERWISE NOTED



Call Potter Roemer - Fire Pro for current listings and approvals. Dimensions are subject to manufacturer's tolerance and may change without notice. Potter Roemer - Fire Pro assumes no responsibility for use of void or superseded data. © Copyright Potter Roemer - Fire Pro, Member of Morris Group International™ Please visit [potterroemer.com](http://potterroemer.com) for most current specifications.

**FRC1200 SERIES**

Date: 01/10/17

**MEMBERSHIP**



FIRE EQUIPMENT  
MANUFACTURERS'  
ASSOCIATION



**POTTER ROEMER/FIRE PRO**

Headquarters:  
P.O. Box 3527  
City of Industry, CA  
91744 U.S.A.  
Los Angeles Area  
800-366-3473  
626-855-4890

Also in:  
New York (800) 526-4592  
Chicago (800) 547-3473  
Atlanta (800) 762-0542  
Miami (866) 961-3473  
Dallas (866) 644-3473

[www.potterroemer.com](http://www.potterroemer.com)