

## SPECIFICATIONS

CLASSIFIED BY UNDERWRITERS LABORATORIES INC. for use in the through penetration fire stop systems. The applicable rating information is listed at 2 hours for flame, temperature, and/or hose stream. A 20ga. box, with knock out provision in inner box; (penetration of fire protection box, to accommodate piping, and the restoration of fire stop around penetration, shall be completed by installing contractor). 20 ga. tubular steel door with 18 ga. frame and a continuous steel hinge. All components are powder-coated with an electrostatically-applied, thermally-fused, recoatable white polyester finish. All glass door styles provided with clear tempered safety glass. Wall mounting and size of cabinet as selected by model number.

## REGULARLY FURNISHED

FIRE HOSE CABINET - For use with 2-1/2" x 1-1/2" Reducing Fire Hose Rack Assembly

\*FIRE RATED  
\*UL Classified 7N43

## MODEL SELECTION

- FRC1102 Recessed
- FRC1104 Recessed
- FRC1106 Recessed
- FRC1112 Trimless
- FRC1114 Trimless
- FRC1116 Trimless
- FRC1122 Semi-Recessed
- FRC1124 Semi-Recessed
- FRC1126 Semi-Recessed

## PRODUCT OPTIONS

### DOOR AND FRAME MATERIAL:

- AL ALUMINUM: Clear Anodized Finish
- SS STAINLESS STEEL: 304 w/ #4 Finish
- PB BRASS: Polished Finish
- BZ BRONZE: Call for Options

### FINISHES:

- ALUMINUM: Duranodic Finish
  - Light  Medium  Dark
- STAINLESS STEEL: Finish as Specified
  - 304 w/ #6 Dull Satin  304 w/ #8 Mirror
- RED: Powder Coat
- CUSTOMER COLORS \_\_\_\_\_ (Specify)



## PRODUCT OPTIONS (cont.)

### CABINET MODIFICATIONS:

- DANA TYPE: Frameless Concealed Hinge and Handle Construction (recessed cabinet only)
- HF Horizontal Fold Cabinet

### DOOR STYLES:

- A Full Glass, w/ Tempered Safety Glass
- B Break-Glass, w/ Lock & Break Rite® Handle
- D Duo-Panel w/ Tempered Safety Glass
- DV Duo-Vertical Panel w/ Tempered Safety Glass
- DVL Duo-Vertical Panel w/ Lock, TSG & Break Rite® Handle
- E Tempered Safety Glass (25 sq. in.) w/ Break Rite® Handle
- F Flush Solid Metal
- FS Flush Solid Metal w/ lock
- J Insert Panel
- (Specify) Optional inserts for glass-style doors

\*\*NOTE: DOOR STYLES -A, -D, -DV, -F, & -J PROVIDED w/ LEVER HANDLE/CAM LATCH

\*\*NOTE: ALL GLASS DOOR STYLES PROVIDED WITH CLEAR TEMPERED SAFETY GLASS IN COMPLIANCE WITH ANSI Z97-1-1984

Call Potter Roemer - Fire Pro for current listings and approvals. Dimensions are subject to manufacturer's tolerance and may change without notice. Potter Roemer - Fire Pro assumes no responsibility for use of void or superseded data. © Copyright Potter Roemer - Fire Pro, Member of Morris Group International™ Please visit [potterroemer.com](http://potterroemer.com) for most current specifications.

**FRC1100 SERIES**

Date: 08/05/14

**MEMBERSHIP**



FIRE EQUIPMENT  
MANUFACTURERS'  
ASSOCIATION

**ONFSA**  
NATIONAL IRRE SPRINKLER ASSOCIATION, INC.



**CASPE**  
American Society of  
Plumbing Engineers



**POTTER ROEMER/FIRE PRO**

Headquarters:  
P.O. Box 3527  
City of Industry, CA  
91744 U.S.A.  
Los Angeles Area  
800-366-3473  
626-855-4890

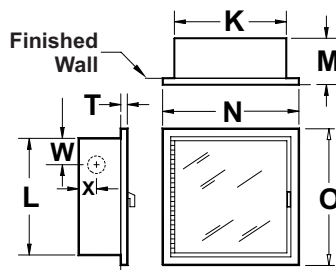
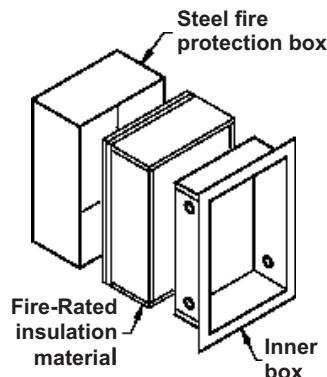
Also in:  
New York (800) 526-4592  
Chicago (800) 547-3473  
Atlanta (800) 762-0542  
Miami (866) 961-3473  
Dallas (866) 644-3473

[www.potterroemer.com](http://www.potterroemer.com)

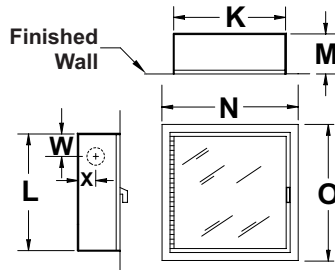
**MODEL DIMENSIONS**

Model No.	Wall Mounting	Max. Capacity		Inside Box Dimensions			Overall Frame		Wall Opening Required			Trim	Inlet Location	
		Poly flex ft.	Super flex ft.	K	L	M	N	O	W I D T H	H E I G H T	D E P T H		T	W
FRC1102	Recessed	75	50	24	30	8	27-3/4	33-3/4	26-1/4	32	9-1/8	5/8	4	4
FRC1104	Recessed	100	75	24	36	8	27-3/4	39-3/4	26-1/4	38	9-1/8	5/8	4	4
FRC1106	Recessed	100	100	24	40	8	27-3/4	43-3/4	26-1/4	42	9-1/8	5/8	4	4
FRC1112	Trimless	75	50	24	30	8	27	33	26-1/4	32	10-1/2	-	4	4
FRC1114	Trimless	100	75	24	36	8	27	39	26-1/4	38	10-1/2	-	4	4
FRC1116	Trimless	100	100	24	40	8	27	43	26-1/4	42	10-1/2	-	4	4
FRC1122	Semi-Recessed	75	50	24	30	8	27-1/2	33-1/2	26-1/4	32	7-3/4	2	4	4
FRC1124	Semi-Recessed	100	75	24	36	8	27-1/2	39-1/2	26-1/4	38	7-3/4	2	4	4
FRC1126	Semi-Recessed	100	100	24	40	8	27-1/2	43-1/2	26-1/4	42	7-3/4	2	4	4

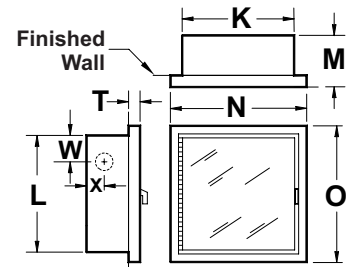
ALL DIMENSIONS ARE IN INCHES UNLESS OTHERWISE NOTED



**RECESSED**



**TRIMLESS**



**SEMI-RECESSED**

Call Potter Roemer - Fire Pro for current listings and approvals. Dimensions are subject to manufacturer's tolerance and may change without notice. Potter Roemer - Fire Pro assumes no responsibility for use of void or superseded data. © Copyright Potter Roemer - Fire Pro, Member of Morris Group International™ Please visit [potterroemer.com](http://potterroemer.com) for most current specifications.

**FRC1100 SERIES**

Date: 08/05/14

**MEMBERSHIP**



FIRE EQUIPMENT  
MANUFACTURERS'  
ASSOCIATION

**ONFSA**  
NATIONAL IRRE SPRINKLER ASSOCIATION, INC.



**CASPE**  
American Society of  
Plumbing Engineers



**POTTER ROEMER/FIRE PRO**

Headquarters:  
P.O. Box 3527  
City of Industry, CA  
91744 U.S.A.  
Los Angeles Area  
800-366-3473  
626-855-4890

Also in:  
New York (800) 526-4592  
Chicago (800) 547-3473  
Atlanta (800) 762-0542  
Miami (866) 961-3473  
Dallas (866) 644-3473

[www.potterroemer.com](http://www.potterroemer.com)