

SPECIFICATIONS

20ga. box; 20ga. tubular steel door with 18ga. frame and a continuous steel hinge. All components are powder-coated with an electrostatically-applied, thermally-fused, recoatable white polyester finish. All glass door styles provided with clear tempered safety glass. Wall mounting and size of cabinet as selected by model number.

REGULARLY FURNISHED

FIRE HOSE CABINET - For use with 2-1/2" x 1-1/2" Reducing Fire Hose Rack Assembly & Portable Fire Extinguisher

MODEL SELECTION

- 1402 Recessed
- 1404 Recessed
- 1406 Recessed
- 1412 Trimless
- 1414 Trimless
- 1416 Trimless
- 1432 Semi-Recessed
- 1434 Semi-Recessed
- 1436 Semi-Recessed
- 1452 Surface
- 1454 Surface
- 1456 Surface

PRODUCT OPTIONS

DOOR AND FRAME MATERIAL:

- AL ALUMINUM: Clear Anodized Finish
- SS STAINLESS STEEL: 304 w/ #4 Finish
- PB BRASS: Polished Finish
- BZ BRONZE: Call for Options

FINISHES:

- ALUMINUM: Duranodic Finish
 - Light Medium Dark
- STAINLESS STEEL: Finish as Specified
 - 304 w/ #6 Dull Satin 304 w/ #8 Mirror
- RED: Powder Coat
- CUSTOMER COLORS _____ (Specify)



PRODUCT OPTIONS (cont.)

CABINET MODIFICATIONS:

- DANA TYPE: Frameless Concealed Hinge and Handle Construction
- HF Horizontal Fold Cabinet
- DP Duplex Cabinet

DOOR STYLES:

- A Full Glass, w/ Tempered Safety Glass
- B Break-Glass, w/lock & Break Rite® Handle
- D Duo-Panel w/ Tempered Safety Glass
- DV Duo-Vertical Panel w/ Tempered Safety Glass
- DVL Duo-Vertical Panel w/ Lock, TSG & Break Rite® Handle.
- E Tempered Safety Glass (25 sq. in.) w/ Break Rite® Handle
- F Flush Solid Metal
- FS Flush Solid Metal w/ lock
- J Insert Panel
- (Specify) Optional inserts for glass-style doors

**NOTE: DOOR STYLES -A, -D, -DV, -F, & -J PROVIDED w/ LEVER HANDLE/CAM LATCH

**NOTE: ALL GLASS DOOR STYLES PROVIDED WITH CLEAR TEMPERED SAFETY GLASS IN COMPLIANCE WITH ANSI Z97-1-1984

Call Potter Roemer - Fire Pro for current listings and approvals. Dimensions are subject to manufacturer's tolerance and may change without notice. Potter Roemer - Fire Pro assumes no responsibility for use of void or superseded data. © Copyright Potter Roemer - Fire Pro, Member of Morris Group International™ Please visit potterroemer.com for most current specifications.

1400 SERIES

Date: 08/05/14

MEMBERSHIP



FIRE EQUIPMENT
MANUFACTURERS'
ASSOCIATION

ONFSA
NATIONAL IRRE SPRINKLER ASSOCIATION, INC.



CASPE
American Society of
Plumbing Engineers



POTTER ROEMER/FIRE PRO

Headquarters:
P.O. Box 3527
City of Industry, CA
91744 U.S.A.
Los Angeles Area
800-366-3473
626-855-4890

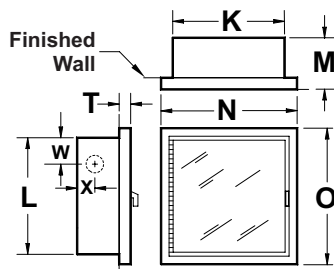
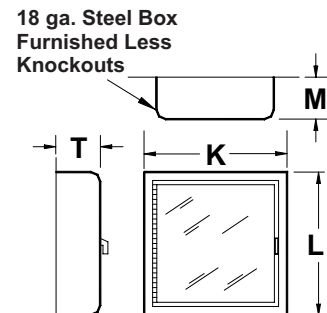
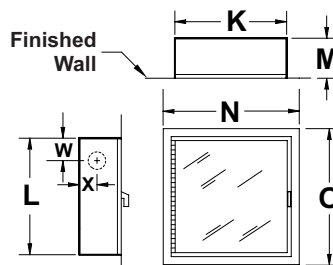
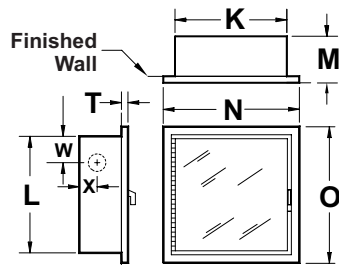
Also in:
New York (800) 526-4592
Chicago (800) 547-3473
Atlanta (800) 762-0542
Miami (866) 961-3473
Dallas (866) 644-3473

www.potterroemer.com

MODEL DIMENSIONS

Model No.	Wall Mounting	Max. Capacity		Inside Box Dimensions			Overall Frame		Wall Opening Required			Trim	Inlet Location		ADA
		Poly flex ft.	Super flex ft.	K	L	M	N	O	W I D T H	H E I G H T	D E P T H		T	W	
1402	Recessed	75	50	30	30	8	33-3/4	33-3/4	31	31	8-1/2	5/8	4	4	Yes
1404	Recessed	100	75	30	36	8	33-3/4	39-3/4	31	37	8-1/2	5/8	4	4	Yes
1406	Recessed	100	100	30	40	8	33-3/4	43-3/4	31	41	8-1/2	5/8	4	4	Yes
1412	Trimless	75	50	30	30	8	33	33	31	31	9-1/4	-	4	4	Yes
1414	Trimless	100	75	30	36	8	33	39	31	37	9-1/4	-	4	4	Yes
1416	Trimless	100	100	30	40	8	33	43	31	41	9-1/4	-	4	4	Yes
1432	Semi-Recessed	75	50	30	30	8	33-1/2	33-1/2	31	31	5-3/4	2-3/4	4	2-3/4	Yes
1434	Semi-Recessed	100	75	30	36	8	33-1/2	39-1/2	31	37	5-3/4	2-3/4	4	2-3/4	Yes
1436	Semi-Recessed	100	100	30	40	8	33-1/2	43-1/2	31	41	5-3/4	2-3/4	4	2-3/4	Yes
1452	Surface	75	50	32	32	9-1/4	-	-	-	-	-	9-1/4	-	-	No
1454	Surface	100	75	32	38	9-1/4	-	-	-	-	-	9-1/4	-	-	No
1456	Surface	100	100	32	42	9-1/4	-	-	-	-	-	9-1/4	-	-	No

ALL DIMENSIONS ARE IN INCHES UNLESS OTHERWISE NOTED



⚠ WARNING: Cancer and Reproductive Harm - www.P65Warnings.ca.gov

Call Potter Roemer - Fire Pro for current listings and approvals. Dimensions are subject to manufacturer's tolerance and may change without notice. Potter Roemer - Fire Pro assumes no responsibility for use of void or superseded data. © Copyright Potter Roemer - Fire Pro, Member of Morris Group International™ Please visit potterroemer.com for most current specifications.

1400 SERIES Date: 08/05/14

MEMBERSHIP



FIRE EQUIPMENT MANUFACTURERS' ASSOCIATION

ONFSA
NATIONAL IRRE SPRINKLER ASSOCIATION, INC.

CASPE
American Society of Plumbing Engineers

U.S. GREEN BUILDING COUNCIL
MEMBER

POTTER ROEMER/FIRE PRO

Headquarters:
P.O. Box 3527
City of Industry, CA
91744 U.S.A.
Los Angeles Area
800-366-3473
626-855-4890

Also in:
New York (800) 526-4592
Chicago (800) 547-3473
Atlanta (800) 762-0542
Miami (866) 961-3473
Dallas (866) 644-3473

www.potterroemer.com

⚠ WARNING: Cancer and Reproductive Harm - www.P65Warnings.ca.gov