

# RESCUE TOOLS







## YOU CAN COUNT ON US, FOR LIFE

For over half a century, Holmatro has been developing the most innovative and powerful hydraulic equipment for rescuers worldwide. This catalog includes an important selection of our product range. For more tools and more information, please visit [www.holmatro.com](http://www.holmatro.com).

## TABLE OF CONTENTS

### TECHNOLOGY & DESIGN

Pentheon Technology	4
CORE Technology	8
Core or cordless?	9
Inclined Cutting	10
Holmatro NCT Cutters	12

### CUTTERS

Pentheon cutters	14
CORE NCT cutters - Inclined	15
CORE NCT cutters - Traditional	16
CORE GP cutters - General Purpose	17

### SPREADERS

Pentheon spreaders	18
CORE spreaders	19
Spreaders - Accessories	20

### COMBI TOOLS

Pentheon combi tools	22
CORE combi tools	24
Hand-operated combi tools	26
Combi tools - Accessories	27

### RAMS

Pentheon rams - telescopic	28
Pentheon rams - single plunger	29
CORE rams - telescopic	30
CORE rams - single and double plunger	31
Rams - Accessories	32

### BATTERIES, CHARGERS AND CABLES

Pentheon batteries, chargers and cables	34
---	----

### PUMPS

Backpack Pump	35
Spider Range pumps - SR 10	36
Spider Range pumps - SR 20	37
Spider Range pumps - SR 32	38
Spider Range pumps - SR 40/42	39
Pumps - hand / foot	40

### HOSES & HOSE REELS

Hoses	41
Hose Reels	42

### MISCELLANEOUS

Jacks & Wedges	43
Various Rescue Tools	44
Door Openers	46
Powershore	48
Rescue Assist Tools	50

### LIFTING BAGS / LEAK SEALING

Lifting Bags	54
Holmatro Offices & Dealers	57
A History of innovation	58



# PENTHEON



**THE NEW SUPERIOR PENTHEON SERIES**  
**UNRESTRAINED PERFORMANCE FOR YOUR MISSION**

- CUTTERS -

- RAMS -

- COMBI TOOLS -

- SPREADERS -

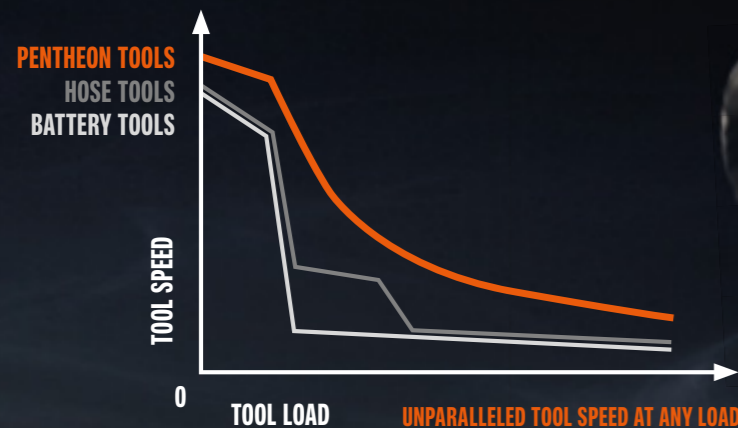


# UNPARALLELED SPEED STEPLESS SPEED MAXIMIZATION



Pentheon tools are the fastest rescue tools on the market. A revolutionary mechatronic system inside the tools continuously optimizes the motor and pump settings, to deliver a maximized oil flow over the full pressure range. This provides you, as a rescuer, with unparalleled tool speed at any load.


Where all other rescue tools show a significant decrease in speed when switching to another stage to deal with higher loads, Holmatro Pentheon tools stick to the ideal stepless speed curve.



# ULTIMATE CONTROL TWO-MODE CONTROL HANDLE FOR ULTIMATE SPEED CONTROL

In the rescue business speed is nothing without control. Every second counts, but since you are working near a patient you need to be careful. Therefore our Pentheon tools have ultimate speed control. A unique two-mode control handle offers you the choice, at any time during the rescue operation, to switch between the tool's high-speed and low-speed modes. Within these two modes, the speed is still proportional to how far you turn the handle to its left or right.

Experience ultimate control of the fastest rescue tools ever!



# BATTERY MANAGEMENT MADE EASY ON-TOOL CHARGING

Stop swapping batteries! From now on you can charge the battery while it's still on the tool. Simply connect the tool to the charger and the whole charging process will regulate itself. The battery on the tool always has priority over the one on the charger, which will resume charging when the battery on the tool is 100% full. You can connect up to 3 chargers to be powered from a single outlet. This allows you to charge 6 batteries without any management.



# MAGNETIC CONNECTOR

Easy connection and no disconnection required: Our On-Tool Charging Cord allows you to grab a tool and walk away with it. Thanks to the cord's magnetic connector the tool releases itself.



DISCOVER ALL FEATURES  
AND BENEFITS ON  
[HOLMATRO.COM/  
PENTHEON](http://HOLMATRO.COM/PENTHEON)



# CORE TECHNOLOGY

No. 1 in traditional rescue systems



# CORE OR CORDLESS?

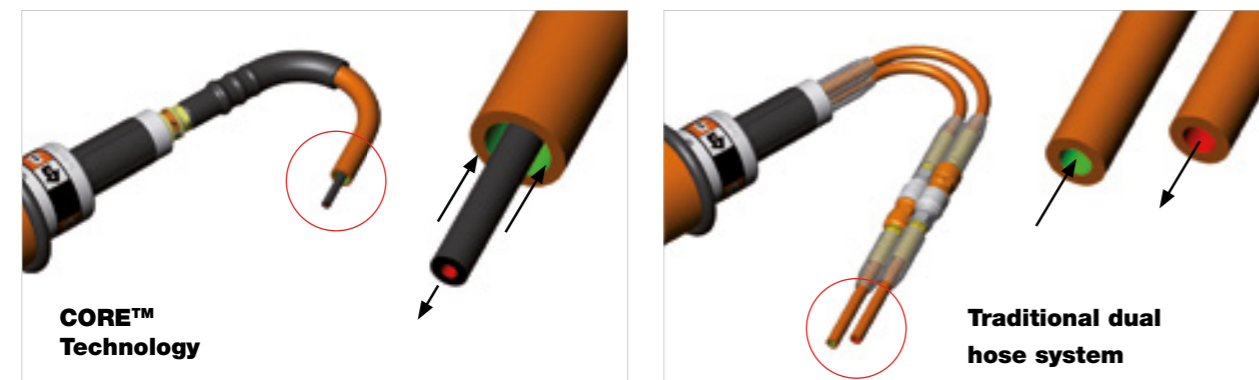


Same reliable performance, different benefits

## HOLMATRO CORE TECHNOLOGY HAS MADE RESCUE PROCEDURES QUICKER, EASIER AND SAFER



Back in 2005 Holmatro introduced a revolutionary new technology that would change the world of rescue and become the new international standard in hydraulic rescue sets. CORE stands for Coaxial Rescue Equipment and replaces the dual hose rescue tool set based on two (separate high- and low-pressure) hoses with four couplers and a valve on the pump for switching between tools. CORE tools only have one hose with one coupler on each end and eliminate the need to operate a valve on the pump, as they can be changed under flow. This saves precious set-up time and manpower. In addition, The CORE hose is a major step forward in safety. It consists of a high-pressure line inside (and protected by) the low pressure line. This design fully eliminates the risk of hydraulic injection.



## THE CHOICE IS YOURS

Whether you would like to keep working with a tool-hose-pump system or switch to the latest battery-powered equipment, Holmatro offers you the best of both worlds. It really all depends on what you prefer. While CORE tools are lighter and more compact, the new cordless Pentheon tools have the highest speed ever. Both solutions have their own benefits, but offer you the same reliable performance. Check the comparison below and feel free to contact your local dealer for a product demonstration.

CORE TOOL-HOSE-PUMP SYSTEM	CORDLESS PENTHEON TOOLS
<ul style="list-style-type: none"> <li>Attached to a pump, mobility limited by hose length</li> <li>Set-up time</li> <li>More storage space</li> </ul>	<ul style="list-style-type: none"> <li>Self-contained, ultimate freedom of movement</li> <li>No set-up time, immediately ready for use</li> <li>Less storage space (no pump and hoses)</li> </ul>
<ul style="list-style-type: none"> <li>Emissions from the pump (petrol engine)</li> <li>More maintenance</li> </ul>	<ul style="list-style-type: none"> <li>Emission-free</li> <li>Less maintenance (no pump and hoses, no yearly oil and spark plug replacement)</li> </ul>
<ul style="list-style-type: none"> <li>Lower weight</li> <li>More compact dimensions</li> </ul>	<ul style="list-style-type: none"> <li>Higher weight</li> <li>Slightly bigger</li> </ul>
<ul style="list-style-type: none"> <li>Equipment diagnostics by authorized Holmatro Service Center</li> </ul>	<ul style="list-style-type: none"> <li>Holmatro Diagnostics Software available including options for end users</li> </ul>



# INCLINED CUTTING

## THE 30° REVOLUTION

With its unique 30-degree angled jaw, the Holmatro Inclined Cutter improves user comfort and maximizes working space.

Available in various models, see pages 14 and 15.

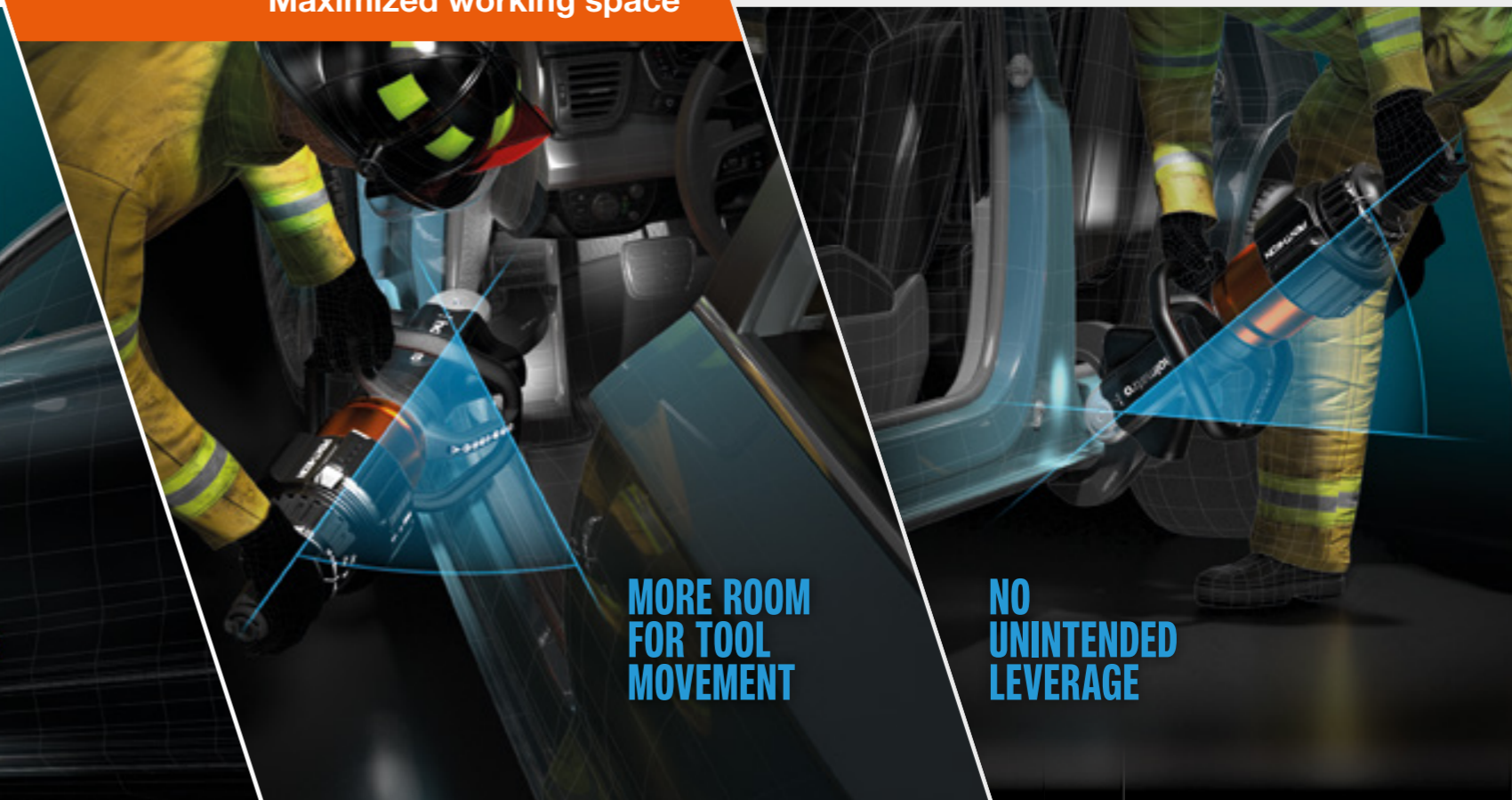
### Improved ergonomics



RELIEF OF NECK, BACK AND ARMS WHEN CUTTING HIGH

RELIEF OF NECK, BACK, ARMS AND LEGS WHEN CUTTING LOW

### Maximized working space



MORE ROOM FOR TOOL MOVEMENT

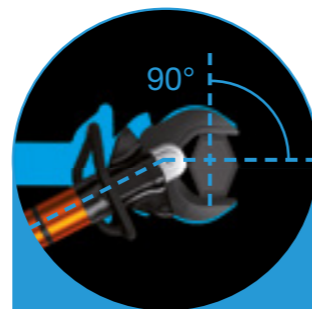
NO UNINTENDED LEVERAGE

#### When cutting high

The body of a car often needs to be cut high up. This means you need to lift the cutter to shoulder level or above. Physically, this is extremely demanding. The Holmatro Inclined Cutter allows users to cut materials well above waist level without unnecessary strain.

#### When cutting low

The same principle also applies when cutting low on the door hinge or the rocker channel. It is physically demanding, as you need to bend down putting undue strain on your back. Again, the Holmatro Inclined Cutter proves its value: the angled jaw makes cutting in low positions more comfortable.



Inclined cutter blades keep the ideal 90° angle towards the construction, required for effective cutting. Any other position will reduce cutting performance.

#### More room for tool movement

The Holmatro Inclined Cutter offers 30 degrees more working space between the tool and the car. It leaves more room for tool movement, which enhances patient safety and eliminates the need for repeated cutter repositioning.

#### No unintended leverage

When you need to cut at a low level - through the car's rocker channel, for example - the Holmatro Inclined Cutter with its tilted jaw doesn't need to be positioned close and parallel to the ground. This avoids unwanted leverage and vehicle displacement caused by the tool, which could worsen the patient's medical condition.

WATCH THE VIDEO OR  
REQUEST A DEMO ON  
[HOLMATRO.COM/  
INCLINED](http://HOLMATRO.COM/INCLINED)



# HOLMATRO NCT CUTTERS

## UNMATCHED PERFORMANCE

Holmatro's New Car Technology Cutters generate high forces and have excellent EN and NFPA performance scores. But in the end, the only thing that counts is their unmatched performance on actual vehicles during life-saving operations.

### Tested on the latest car models

At Holmatro we believe in true cutting performance which cannot be reflected by (theoretical) specifications on paper. That is why we keep testing our cutters on the latest and strongest vehicle models. Not only should they be able to perform well on today's toughest cars, they should also have a capacity reserve for the future, when even stronger cars will be driving on our roads. And the good news is: they do! Watch the video on [holmatro.com/en/test](http://holmatro.com/en/test).

### Ready for the future

With Holmatro cutters you are prepared for the future! During our tests we place an inline pressure gauge in the hose, so we can see how much capacity is left for when it gets even tougher.

**TEST:**  
**BMW X3, B-PILLAR**  
**SINGLE CUT**  
**CUTTER: CU 5060 I**  
**AV. PRESSURE:**  
**300 OUT OF 720 BAR**



## THANKS TO SMART TOOL DESIGN

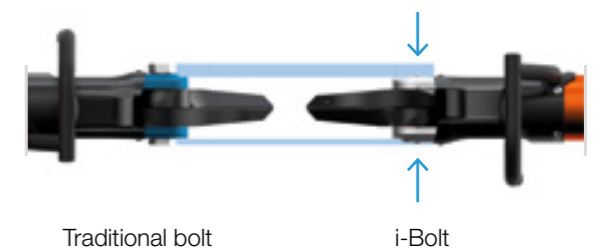
### NCT blade design

Holmatro's U-shaped New Car Technology blades pull even the strongest new car materials into the cutting recess where they are cut at the highest possible force.



### i-Bolt

Holmatro's patented flat central bolt construction (without a blade holder in between!) presses the blades together directly and more tightly. This minimizes blade separation and maximizes cutting performance. An additional advantage of the i-Bolt is that it fits into confined spaces.



### Optimized cutting edge

Holmatro's enhanced cutting edge design withstands wear and damage even better. It ensures a longer life of the blades and superior cutting performance.



**WATCH THE VIDEO ON  
[HOLMATRO.COM/EN/TEST](http://HOLMATRO.COM/EN/TEST)**



# PENTHEON CUTTERS



PCU50

specifications	PCU30CL	PCU40	PCU50	PCU60
art. no. (excl. battery)	151.001.511	151.001.475	151.000.684	151.001.494
cutter jaw	inclined	inclined	inclined	inclined
theoretical cutting force	kN/t 549 / 56	764 / 77.9	1389 / 141.6	1765 / 180
blade opening	mm 170	170	182	205
weight, ready for use (incl. battery)	kg 15.3	19.0	21.5	25.0
round bar	mm 31	36	41	47
integrated lighting / i-Bolt	√ / √	√ / √	√ / √	√ / √

Pentheon - Batteries, chargers and cables (see page 34)

## Inclined Cutter

- More ergonomics when cutting high or low on the car and more space between the tool and the car/your patient when cutting pillars from the side.



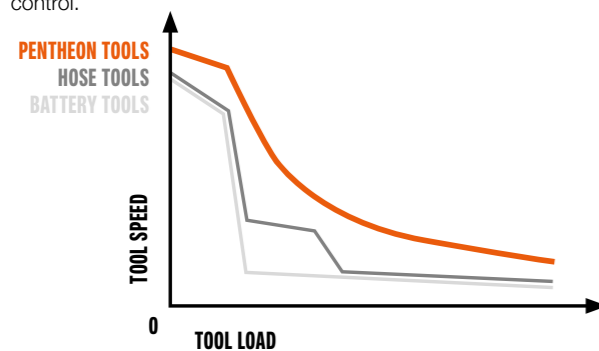
## Battery management made easy

- Stop swapping batteries! Holmatro introduces on-tool charging. The battery on the tool always has priority over the one on the charger. Charge up to 3 batteries simultaneously and up to 6 batteries without any management.



## Unparalleled speed & ultimate control

- Fastest rescue tools on the market, thanks to stepless speed maximization. With two-mode control handle for superior speed control.



Discover all features and benefits of the Holmatro Pentheon Series on [holmatro.com/pentheon](http://holmatro.com/pentheon)

# CORE NCT CUTTERS - INCLINED

NCT = New Car Technology

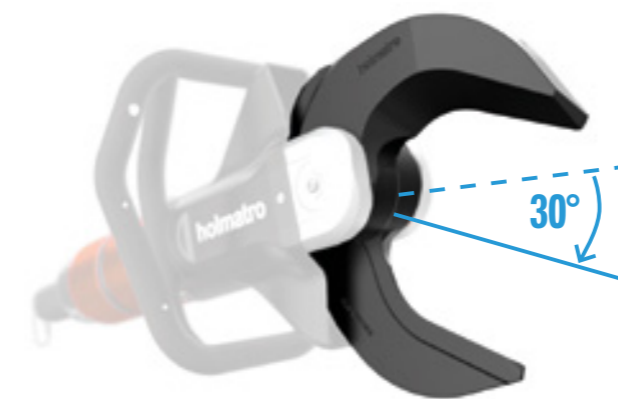


CU 5030 i CL

specifications	CU 5030 i CL	CU 5040 i	CU 5050 i	CU 5060 i
art. no.	150.012.287	150.012.290	150.012.306	150.012.289
cutter jaw	inclined	inclined	inclined	inclined
EN 13204	BC150F-9.5	BC165I-13.2	BC165K-15.9	CC205K-19.6
NFPA 1936	A6 B5 C6 D6 E6 F2	A7 B7 C6 D7 E8 F3	A8 B8 C7 D9 E9 F4	A9 B9 C9 D9 E9 F4
blade opening	mm 170	170	182	205
theoretical cutting force	kN/t 549 / 56	764 / 77.9	1389 / 141.6	1765 / 180
weight, ready for use	kg 9.5	13.2	15.9	19.6
round bar	mm 31	36	41	47
integrated lighting / i-Bolt	√ / √	√ / √	√ / √	√ / √

## Inclined cutter jaw

- Significantly reduces physical strain when cutting the vehicle at high or low levels. Also offers extra working space to improve patient safety and prevent repeated tool repositioning.



## Integrated LED lighting

- New LED lighting in the carrying handle: no less than six lights with a higher light output. You can start right away, both during the day and at night, without working in your own shadow.



## Ergonomic carrying handle

- Provides greater comfort in various working positions. The Inclined Cutter has one that goes all around the tool, so you can make use of the 30-degree advantage on either side of the vehicle.





# CORE NCT CUTTERS - TRADITIONAL

NCT = New Car Technology




CU 5030 CL

specifications	CU 5030 CL	CU 5040	CU 5050	CU 5060
art. no.	150.012.286	150.012.279	150.012.300	150.012.288
cutter jaw	straight	straight	straight	straight
EN 13204	BC150F-9.5	BC165I-13.1	BC165K-15.7	CC205K-19.8
NFPA 1936	A6 B5 C6 D6 E6 F2	A7 B7 C6 D7 E8 F3	A8 B8 C7 D9 E9 F4	A9 B9 C9 D9 E9 F4
blade opening	mm 170	170	182	205
theoretical cutting force	kN/t 579 / 59	794 / 81	1412 / 144	1793 / 182.8
weight, ready for use	kg 9.5	13.1	15.7	19.8
round bar	mm 31	36	41	47
integrated lighting / i-Bolt	√ / √	√ / √	√ / √	√ / √

## NCT blade design

- Holmatro's U-shaped New Car Technology blades pull even the strongest new car materials into the cutting recess where they are cut at the highest possible force.



## Integrated LED lighting

- New LED lighting in the carrying handle: no less than six lights with a higher light output. You can start right away, both during the day and at night, without working in your own shadow.

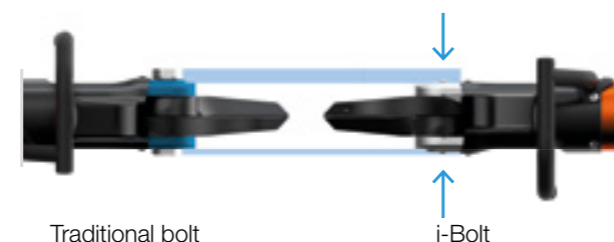


## Lighter and more ergonomic than ever

- Easy to carry and handle, reducing physical burden.

## i-Bolt Technology

- Holmatro's patented flat central bolt construction (without a blade holder in between!) presses the blades together directly and more tightly. This minimizes blade separation and maximizes cutting performance. An additional advantage of the i-Bolt is that it fits into confined spaces.



Traditional bolt

i-Bolt

# CORE GP CUTTERS - GENERAL PURPOSE



CU 5040 GP

specifications	CU 4007 C	CU 5040 GP
art. no.	150.012.232	150.012.328
EN 13204	AC59B-3.8	CC201I-13.7
NFPA 1936	√	√
blade opening	mm 59	280
theoretical cutting force	kN/t 220 / 22.4	794 / 81
round bar	mm 20	36
weight, ready for use	kg 3.8	13.7
integrated lighting / i-Bolt	-- / √	√ / √

## The choice is yours

- A Holmatro NCT cutter if your main application is road traffic accidents.

- A Holmatro GP cutter if your application can be anything and varies from road traffic accidents to urban search and rescue, industrial accidents, train accidents, etc.



CU 4007 C



# PENTHEON SPREADERS



PSP40

specifications	PSP40CL	PSP40	PSP50	PSP60
art. no. (excl. battery)	151.001.502	151.000.685	151.001.657	151.001.663
spreading distance	mm 510	725	725	820
max. spreading force	kN/t 131 / 13.4	280 / 28.6	366 / 37.3	522 / 53.2
min. spreading force (EN 13204)	kN/t 43 / 4.4	43 / 4.4	54 / 5.5	62 / 6.3
max. pulling force	kN/t 48 / 4.9	51.7 / 5.3	67 / 6.8	79 / 8.1
max squeezing force	kN/t 47 / 4.8	59 / 6	135 / 13.8	127 / 13
weight, ready for use (incl. battery)	kg 15.2	19.4	21.0	25.0
integrated lighting	√	√	√	√

Pentheon - Batteries, chargers and cables (see page 34)

## Extreme grip spreader tips

- New design with pointed teeth at both sides that bite into the material. For a superior grip while spreading and crushing.



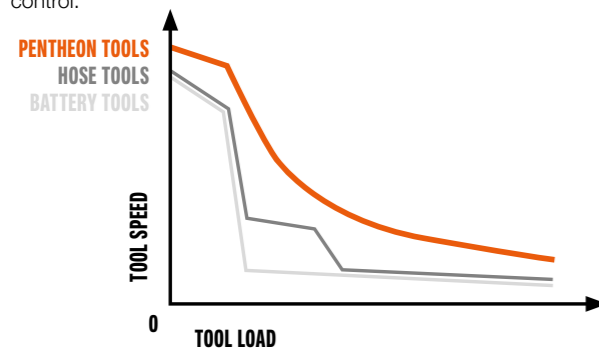
## Battery management made easy

- Stop swapping batteries! Holmatro introduces on-tool charging. The battery on the tool always has priority over the one on the charger. Charge up to 3 batteries simultaneously and up to 6 batteries without any management.



## Unparalleled speed & ultimate control

- Fastest rescue tools on the market, thanks to stepless speed maximization. With two-mode control handle for superior speed control.



Discover all features and benefits of the Holmatro Pentheon Series on [holmatro.com/pentheon](http://holmatro.com/pentheon)

# CORE SPREADERS



SP 5240 CL

specifications	SP 5240 CL	SP 5240	SP 5250	SP 5260
art. no.	150.012.322	150.012.323	150.012.324	150.012.325
EN 13204	√ <sup>1)</sup>	AS41/725-14.5	AS51/725-15.9	BS62/822-19.6
NFPA 1936	√	√	√	√
spreading distance	mm 510	725	725	822
max. spreading force	kN/t 131 / 13.4	280 / 28.6	366 / 37.3	522 / 53.2
min. spreading force (EN 13204)	kN/t 40 / 4.1	41 / 4.2	51 / 5.2	62 / 6.3
max. pulling force	kN/t 47 / 4.8	47 / 4.8	67 / 6.8	82 / 8.4
max. squeezing force	kN/t 47 / 4.8	59 / 6	135 / 13.8	127 / 13
weight, ready for use	kg 9.6	14.5	15.9	19.6
integrated lighting	√	√	√	√

<sup>1)</sup> EN 13204 compliant, except for spreading distance

## Lighter than ever, no concessions

- Optimal performance to weight ratio.


## Ergonomic carrying handle

- New design increases operator comfort in various working positions.



## New LED lighting in the carrying handle

- No less than six LED lights with a higher light output  
- You can start your job right away, both during the day and at night, without working in your own shadow





# SPREADERS - ACCESSORIES



accessories	for Pentheon model	for CORE model	art. no.
1 Pulling attachment set PAS 01	PSP40CL	SP 5240 CL	150.182.273
1 Pulling attachment set PAS 02	PSP40 PSP50	SP 5240 SP 5250	150.182.274
1 Pulling attachment set PAS 03	PSP60	SP 5260	150.182.275
2 Pulling chain set PCS 01	PSP40CL PSP40 PSP50	SP 5240 CL SP 5240 SP 5250	150.582.152
2 Pulling chain set PCS 03	PSP60	SP 5260	150.582.261
3 Pulling chain set in case PCS 02	PSP40CL PSP40 PSP50	SP 5240 CL SP 5240 SP 5250	150.582.021
3 Pulling chain set in case PCS 04	PSP60	SP 5260	150.582.020
4 Cutting tip set CTS 01	PSP40 PSP50	SP 5240 SP 5250	150.006.474
4 Cutting tip set CTS 02	PSP60	SP 5260	150.006.466
5 Accessory set in case ACS 01 (2 spreading tips, 2 pulling attachments)	PSP40CL	SP 5240 CL	150.182.289
6 Accessory set in case ACS 02 (2 cutting tips, 2 spreading tips, 2 pulling attachments)	PSP40 PSP50	SP 5240 SP 5250	150.182.288
6 Accessory set in case ACS 05 (2 cutting tips, 2 spreading tips, 2 pulling attachments)	PSP60	SP 5260	151.002.019





# PENTHEON COMBI TOOLS



PCT11

specifications	PCT11	PCT14
art. no. (excl. battery)	151.001.469	151.001.570
spreading distance	mm 281	362
max. spreading force	kN/t 1350 / 137.7	1350 / 137.7
min. spreading force (EN 13204)	kN/t 48 / 4.9	33 / 3.4
max. cutting opening	mm 196	277
theoretical cutting force	kN/t 268 / 27.3	268 / 27.3
max. squeezing force	kN/t 44 / 4.5	34 / 3.5
max. pulling force	kN/t --	--
weight, ready for use (incl. battery)	kg 13.8	14.2
round bar	mm 24	24
integrated lighting / i-Bolt	√ / √	√ / √

Pentheon - Batteries, chargers and cables (see page 34)

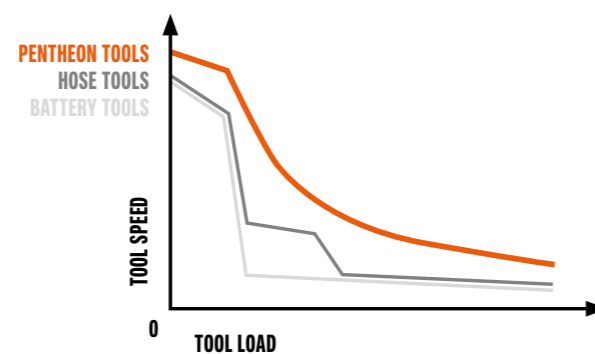
### Compact, lightweight and well-balanced

- Easy to carry, handle, transport and store
- Ideal for use in confined spaces



### Unparalleled speed & ultimate control

- Fastest rescue tools on the market, thanks to stepless speed maximization. With two-mode control handle for superior speed control.



Discover all features and benefits of the Holmatro Pentheon Series on [holmatro.com/pentheon](http://holmatro.com/pentheon)

# PENTHEON COMBI TOOLS



PCT50

specifications	PCT50	PCT60
art. no. (excl. battery)	151.000.529	151.001.421
spreading distance	mm 380	468
max. spreading force	kN/t 1860 / 189.7	1860 / 189.7
min. spreading force (EN 13204)	kN/t 43 / 4.4	44.5 / 4.5
max. cutting opening	mm 320	394
theoretical cutting force	kN/t 670 / 68.3	929 / 94.7
max. squeezing force	kN/t 87 / 8.9	87.9 / 9
max. pulling force	kN/t 104 / 10.6	105 / 10.7
weight, ready for use (incl. battery)	kg 20.3	23.4
round bar	mm 36	40
integrated lighting / i-Bolt	√ / √	√ / √

Pentheon - Batteries, chargers and cables (see page 34)

### Battery management made easy

- Stop swapping batteries! Holmatro introduces on-tool charging. The battery on the tool always has priority over the one on the charger. Charge up to 3 batteries simultaneously and up to 6 batteries without any management.



### Removable tips (models PCT50 and 60)

- The tips can be easily removed by hand. To cut material without crushing it.



### Grip tooth / teeth at the inside of each combi tool blade (models PCT50 and 60)

- These prevent the material from being pushed out during cutting.



Discover all features and benefits of the Holmatro Pentheon Series on [holmatro.com/pentheon](http://holmatro.com/pentheon)



# CORE COMBI TOOLS



CT 5111

specifications	CT 5111	CT 5111 ST	CT 5114	CT 5114 ST
art. no.	150.012.307	150.012.309	151.000.404	151.000.518
EN 13204	BK48/281-E-8.0	BK48/281-E-7.9	BK33/362-E-8.5	BK33/362-E-8.4
NFPA 1936	A5 B5 C5 D6 E4 F3	A5 B5 C5 D6 E4 F3	A5 B5 C5 D6 E4 F3	A5 B5 C5 D6 E4 F3
spreading distance	mm 281	281	362	362
max. spreading force	kN/t 1350 / 137.7	1350 / 137.7	1350 / 137.7	1350 / 137.7
min. spreading force EN 13204	kN/t 48 / 4.9	48 / 4.9	33 / 3.4	33 / 3.4
max. cutting opening	mm 196	196	277	277
theoretical cutting force	kN/t 268 / 27.3	268 / 27.3	268 / 27.3	268 / 27.3
max. squeezing force	kN/t 44 / 4.5	44 / 4.5	34 / 3.5	34 / 3.5
round bar	mm 24	24	24	24
weight, ready for use	kg 8.0	7.9	8.5	8.4
integrated lighting / i-Bolt/ rotating handle	√ / √ / --	-- / √ / √	√ / √ / --	-- / √ / √

## Lightweight

- Easy to carry and handle, reducing physical burden.

## 360° rotatable, flat foldable carrying handle - ST models

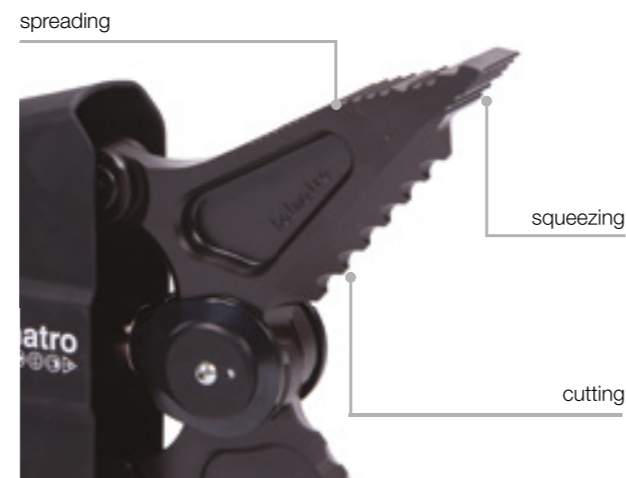
- 11 locking positions for use at any angle.



CT 5114 ST

## Multifunctional

- Cutting, spreading and squeezing with one tool.



# CORE COMBI TOOLS



CT 5160

specifications	CT 5150	CT 5160
art. no.	151.001.058	150.012.330
EN 13204	CK43/380-J-14.8	CK45/468J-17.6
NFPA 1936	A7 B8 C8 D8 E8 F3	A8 B9 C8 D9 E9 F4
spreading distance	mm 380	468
max. spreading force	kN/t 1860 / 189.7	1860 / 189.7
min. spreading force EN 13204	kN/t 43 / 4.4	44.5 / 4.5
max. cutting opening	mm 320	394
theoretical cutting force	kN/t 670 / 68.3	929 / 94.7
max. squeezing force	kN/t 87 / 8.9	87.9 / 9
max. pulling force	kN/t 104 / 10.6	105 / 10.7
round bar	mm 36	40
weight, ready for use	kg 14.8	17.6
integrated lighting / i-Bolt	√ / √	√ / √

## Large spreading distance and cutting opening - CT 5160


- Gives you great operational flexibility. Cuts wider materials and creates all the space you need.

## Removable spreading tips

- To finish a cut without crushing material between the tips. Designed in one piece to prevent losing parts. Quick single-handed removal. With reflective markings for optimal visibility.

## Unique grip tooth

- For extra bite when cutting. To prevent wider materials from being pushed out of the blades.





# HAND-OPERATED COMBI TOOLS



HCT 5111

specifications	HCT 5111	HCT 5111 ST	HCT 5114	HCT 5114 ST
art. no.	150.012.314	150.012.316	151.000.561	151.000.580
EN 13204 classification	BK48/281-E-8.8	BK48/281-E-8.7	BK33/362-E-9.2	BK33/362-E-9.1
spreading	mm 281	281	362	362
max. spreading force	kN/t 1350 / 137.7	1350 / 137.7	1350 / 137.7	1350 / 137.7
min. spreading force (EN 13204)	kN/t 48 / 4.9	48 / 4.9	33 / 3.4	33 / 3.4
max. cutting opening	mm 196	196	277	277
theoretical cutting force	kN/t 268 / 27.3	268 / 27.3	268 / 27.3	268 / 27.3
max. squeezing force	kN/t 44 / 4.5	44 / 4.5	34 / 3.5	34 / 3.5
weight, ready for use	kg 8.8	8.7	9.2	9.1
round bar	mm 24	24	24	24
integrated lighting / i-Bolt / rotating handle	√ / √ / --	-- / √ / √	√ / √ / --	-- / √ / √

### Self-contained with integrated 2-stage pump

- For optimal freedom of movement.
- Rapid deployment: simply fold out the pump handle and start pumping.

### Pump handle foldable and rotatable

- Easy carrying and storage.
- Can be used in any position.
- Also easy to use in confined spaces.

### 360° rotatable, flat foldable carrying handle


- 11 locking positions for use at almost any angle:  
HCT 5111 / 5114 ST.



HCT 5111 ST



# COMBI TOOLS - ACCESSORIES



accessories	for Pentheon model	for CORE model	for hand-operated model	art. no.
1 Pulling attachment set PAS 07	PCT50 PCT60	CT 5150 CT 5160		150.182.078
2 Pulling chain set PCS 03	PCT50 PCT60	CT 5150 CT 5160		150.582.261
3 Accessory set in case ACS 04	PCT50 PCT60	CT 5150 CT 5160		150.182.365
4 Pulling chain set in case PCS 04	PCT50 PCT60	CT 5150 CT 5160		150.582.020
5 Carrying / backpack harness			HCT 5111 HCT 5114 HCT 5111 ST HCT 5114 ST	150.553.115



# PENTHEON RAMS - TELESCOPIC



PTR50

specifications	PTR40	PTR50
art. no. (excl. battery)	151.001.653	151.001.968
spreading force 1st plunger	kN/t 136 / 13.9	136 / 13.9
spreading force 2nd plunger	kN/t 65 / 6.6	65 / 6.6
spreading stroke 1st plunger	mm 215	405
spreading stroke 2nd plunger	mm 192	382
(total) spreading stroke	mm 407	787
retracted / extended length	mm 385 / 792	578 / 1365
weight, ready for use (incl. battery)	kg 15.5	19.9
integrated lighting / laser pointer	√ / √	√ / √

Pentheon - Batteries, chargers and cables (see page 34)

## Smart ram extension

-When you connect the optional extension pipe the ram will automatically adapt its force to the new maximum length. Now you have one ram for all applications, including cross ramming from one side of the car to the other.



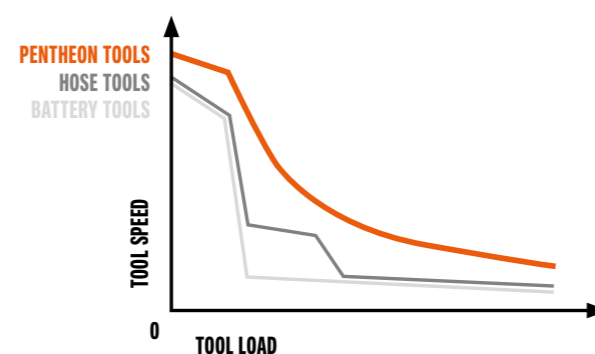
## Integrated laser pointer

-Integrated in the ram head, the laser pointer marks the exact spot where the ram will touch the car construction. It helps you position the tool first time right, which saves time and is safer for the patient. If you would need to retract the ram to reposition it, the car construction could spring back and re-entrap your patient. The laser pointer can help you avoid this risk.



## Unparalleled speed & ultimate control

-Fastest rescue tools on the market, thanks to stepless speed maximization. With two-mode control handle for superior speed control.



Discover all features and benefits of the Holmatro Pentheon Series on [holmatro.com/pentheon](http://holmatro.com/pentheon)

# PENTHEON RAMS - SINGLE PLUNGER



PRA40

specifications	PRA40	PRA50
art. no. (excl. battery)	151.001.685	151.001.669
spreading force	kN/t 136 / 13.9	136 / 13.9
spreading stroke	mm 215	407
retracted / extended length	mm 385 / 600	578 / 985
weight, ready for use (incl. battery)	kg 14.2	17.9
integrated lighting / laser pointer	√ / √	√ / √

Pentheon - Batteries, chargers and cables (see page 34)

## Smart ram extension

-When you connect the optional extension pipe the ram will automatically adapt its force to the new maximum length. Now you have one ram for all applications, including cross ramming from one side of the car to the other.



## Double carrying handle

-For easy tool placement on both sides of the car and easier holding of the ram inside the car, where space is limited.  
-Made of a high-grade synthetic polymer: an extremely tough and elastic material that always returns into its original shape. Damage-proof!



## Battery management made easy

-Stop swapping batteries! Holmatro introduces on-tool charging. The battery on the tool always has priority over the one on the charger. Charge up to 3 batteries simultaneously and up to 6 batteries without any management.



Discover all features and benefits of the Holmatro Pentheon Series on [holmatro.com/pentheon](http://holmatro.com/pentheon)



## CORE RAMS - TELESCOPIC



TR 5350 LP

specifications	TR 5340 LP	TR 5350 LP	TR 5370 LP
art. no.	150.032.102	150.032.101	150.032.100
EN 13204	TR217/150-101/125-9.2	TR217/375-101/350-14.6	TR231/450-111/425-16.9
NFPA 1936	√	√	√
spreading force 1st plunger	kN/t 217 / 22.1	217 / 22.1	231 / 23.6
spreading force 2nd plunger	kN/t 101 / 10.3	101 / 10.3	111 / 11.3
spreading stroke 1st plunger	mm 150	375	450
spreading stroke 2nd plunger	mm 125	350	425
(total) spreading stroke	mm 275	725	875
plunger type	telescopic	telescopic	telescopic
retracted/extended length	mm 335 / 610	560 / 1285	635 / 1510
weight, ready for use	kg 9.2	14.6	16.9
speed valve / integrated lighting / laser pointer	√ / √ / √	√ / √ / √	√ / √ / √

### Integrated laser pointer – patent pending

- To help you hit the right spot in one go, which saves time and is safer for the patient.



## CORE RAMS - SINGLE AND DOUBLE PLUNGER



RA 5332

specifications	RA 5311 CL	RA 5313 CL	RA 5315 CL	RA 5321	RA 5331	RA 5322	RA 5332
art. no.	150.032.119	150.032.120	150.032.121	151.000.389	151.000.391	151.000.388	151.000.390
EN 13204	R100/150-6.4	R100/250-7.8	R100/400-9.8	R150/250-10.7	R150/340-12.5	R150/500-15.8	R150/680-19.3
NFPA 1936	√	√	√	√	√	√	√
spreading force over full stroke	kN/t 100 / 10.2	100 / 10.2	100 / 10.2	150 / 15.3	150 / 15.3	150 / 15.3	150 / 15.3
(total) spreading stroke	mm 150	250	400	--	--	--	--
spreading / pulling stroke	mm --	--	--	250	340	500	680
pulling force over full stroke	kN/t --	--	--	28 / 2.9	28 / 2.9	28 / 2.9	28 / 2.9
plunger type	single	single	single	single	single	double	double
retracted/extended length	mm 320 / 470	415 / 665	567 / 967	515 / 765	615 / 955	750 / 1.250	950 / 1.630
weight, ready for use	kg 6.4	7.8	9.8	10.7	12.5	15.8	19.3
speed valve / integrated lighting	√ / --	√ / --	√ / --	-- / √	-- / √	-- / √	-- / √


### Protective strips on housing

- To protect the tool from damage when putting it on the ground.





# RAMS - ACCESSORIES



accessories	for model	art. no.
1 Accessory kit AS 4300 A in carrying / storage box (extension pipes 165, 330 and 500 mm)	RA 5321 RA 5331	150.182.269
2 Accessory kit AS 4300 B in carrying / storage box	RA 5321 RA 5322 RA 5331 RA 5332	150.182.296
3 Pulling chain set in case PCS 02	RA 5321 RA 5331 RA 5322 RA 5332	150.582.021
4 Extension pipe TRE 01 250 mm	TR 5340 LP	150.182.337
5 Extension pipe TRE 02 450 mm	TR 5340 LP	150.182.336
6 Extension pipe TRE04 220 mm	PTR40 PTR50 PRA40 PRA50	151.001.771
7 Extension pipe TRE05 440 mm	PTR40 PTR50 PRA40 PRA50	151.001.902
Rim adapter set, in carrying / storage box (see page 50)		150.182.580

Ram support HRS 22 (NCT) (see page 50)  
Cross ram support set XRS01 (see page 50)





# PENTHEON - BATTERIES, CHARGERS AND CABLES



required accessories		art. no.
1	Battery PBPA287 (7.0 Ah)	151.000.583
accessories		art. no.
2	Battery Charger PBCH1 (AC-EU)	151.000.629
	Battery Charger PBCH2 (AC-US)	151.000.742
	Battery Charger PBCH3 (DC)	151.000.632
	Battery Charger PBCH4 (AC-JP)	151.000.630
	Battery Charger PBCH5 (AC-UK)	151.000.631
	Battery Charger PBCH6 (AC-KR)	151.001.209
	Battery Charger PBCH7 (AC-CN)	151.001.518
	Battery Charger PBCH8 (AC-IN)	151.001.519
3	Mains Power Connector PMC1 (EU)	151.000.633
	Mains Power Connector PMC2 (US)	151.000.743
	Mains Power Connector PMC4 (JP)	151.000.634
	Mains Power Connector PMC5 (UK)	151.000.635
	Mains Power Connector PMC6 (KR)	151.001.304
	Mains Power Connector PMC7 (CN)	151.001.642
	Mains Power Connector PMC8 (IN)	151.001.643
	4	Tool Diagnostic Cord PTDC1
5	Battery Diagnostic Tool PBDT1	151.000.509
6	On-Tool Charging Cord POTC1	151.000.499
7	Daisy Chain Power Cord DCPC1	151.000.503



# BACKPACK PUMP



Backpack Pump GBP10EVO3

specifications	GBP10EVO3
art. no. (excl. battery)	151.001.496
engine	electric, battery-driven: 28 VDC - 700 W
pump type	2-stage axial
number of tool connections	1
capacity oil tank	cc 635
capacity oil tank (effective)	cc 425
weight, ready for use <sup>1)</sup>	kg 7.5
continuous operation	per battery 30 minutes during common vehicle extrications

<sup>1)</sup> including battery, hydraulic oil and coupler



required accessories	for model	art. no.
1 Battery BPA 286 (6.0 Ah)	GBP10EVO3	151.000.307
accessories		art. no.
Battery charger BCH1 (220 - 240 VAC)	GBP10EVO3	150.182.208
Battery charger BCH2 (100 - 120 VAC)		150.182.209
Battery car charger BCH3, 12-24 VDC	GBP10EVO3	150.182.286
Battery pouch		150.182.214
Mains power connector BMC1 (220 - 240 VAC)	GBP10EVO3	150.182.206
Mains power connector BMC2 (100 - 120 VAC)		150.182.207

### Emission-free

- Ideal for powering rescue equipment in confined spaces like tunnels, trains and collapsed buildings
- Healthier for rescuers and patients

### All weather proof

- Suitable for use at below zero temperatures, down to -20° C
- Suitable for use in wet weather conditions



# SPIDER RANGE PUMPS - SR 10



SR 10 PC 1 E

specifications	SR 10 PC 1	SR 10 PC 1 E
art. no.	150.152.690	150.152.691
EN 13204 <sup>1)</sup>	STO	STO
NFPA 1936	√	√
engine	petrol: 2.1 HP - 1.6 kW	petrol: 2.1 HP - 1.6 kW
pump type	3-stage axial	3-stage axial
number of tool connections	1	1
capacity oil tank	cc 2840	2840
weight, ready for use <sup>2)</sup>	kg 14.5	15.2

<sup>1)</sup> EN 13204: STO = Single Tool Operation | <sup>2)</sup> including hydraulic and engine oil, fuel and coupler

## Large hydraulic oil capacity

- Pump can be used with any tool including the biggest rams.

## ECO mode - SR 10 PC 1 E

- For optimal reduction of noise and fuel consumption.
- Less noise means less stress for patients and easier on-scene communication.
- Reduced fuel consumption extends the pump's operation time.



## Hydraulic oil level indicator

- For quick and easy monitoring of oil level from the outside of the pump.
- Also on SR 20 (see page 41).



## Soft-grip carrying handle

- Better grip.
- Ergonomic design for improved carrying balance: pump easier to carry.

SR 10 - accessories	art. no.
Quick Fix & Release Bracket (see page 41) <sup>1)</sup>	150.062.188
Mounting plate pump side	150.062.189
Angled mounting plate truck side	150.062.193
LED light Spider range	590.000.343
CORE elbow connector	150.182.176

<sup>1)</sup> delivered with fastening material

## 3-stage pump technology

- Much higher flow/speed in 2nd stage for quicker rescue operations.
- Lower flow/speed in 3rd stage for more tool control.

## Compact and lightweight

- Ergonomic design.
- Easy to carry.
- Easy to store.



# SPIDER RANGE PUMPS - SR 20



SR 20 PC 2 E

specifications	SR 20 PC 2	SR 20 PC 2 E	SR 20 DC 2
art. no.	151.000.856	151.000.857	150.152.730
EN 13204 <sup>1)</sup>	MTO	MTO	MTO
NFPA 1936	√	√	√
engine	petrol: 3,3 HP - 2,5 kW	petrol: 3,3 HP - 2,5 kW	electric: 230 VAC - 1,8 kW - 50 Hz - 1 Ph
pump type	2 x 3-stage axial pump	2 x 3-stage axial pump	3-stage axial pump
number of tool connections	2	2	2
capacity oil tank	cc 4340	4340	4340
weight, ready for use <sup>2)</sup>	kg 23,2 <sup>2)</sup>	23,3 <sup>2)</sup>	34,0 <sup>3)</sup>

<sup>1)</sup> EN 13204: STO = Single Tool Operation, MTO = Multiple Tool Operation | <sup>2)</sup> including hydraulic and engine oil, fuel and couplers | <sup>3)</sup> including hydraulic oil and coupler(s)

## 3-stage pump technology

- Much higher flow/speed in 2nd stage for quicker rescue operations.
- Lower flow/speed in 3rd stage for more tool control.

## Large hydraulic oil capacity

- Pump can be used with any tool including the biggest rams (STO model).
- Enough oil to operate any two rescue tools at the same time (MTO models).

## Compact and lightweight

- Ergonomic design.
- Easy to carry.
- Easy to store.

## ECO mode - SR 20 PC 2 E

- For optimal reduction of noise and fuel consumption.
- Less noise means less stress for patients and easier on-scene communication.
- Reduced fuel consumption extends the pump's operation time.

SR 20 - accessories	art. no.
Quick Fix & Release Bracket <sup>1)</sup>	150.062.188
Mounting plate pump side	150.062.190
Angled mounting plate truck side	150.062.193
LED light Spider range	590.000.343
CORE elbow connector	150.182.176

<sup>1)</sup> delivered with fastening material

## Quick Fix & Release Bracket (optional)\*

- For quick and easy access to the pump in your rescue vehicle.
- Saves time during rescue operations.
- Saves space in rescue vehicle.
- Less physical strain on rescuers when pulling out and putting back the pump.

\* not for SR 20 DC 2





# SPIDER RANGE PUMPS - SR 32



SR 32 DC 2 W

specifications	SR 32 PC 2 W	SR 32 DC 2 W
art. no.	151.000.861	150.152.714
EN 13204 <sup>1)</sup>	MTO	MTO
NFPA 1936	√	√
engine	petrol: 3,3 HP - 2,5 kW	electric: 230 VAC - 1,8 kW - 50 Hz - 1 Ph
pump type	3-stage axial	2 x 3-stage axial pump
number of tool connections	2	2
length of hoses	m 2 x 20	2 x 20
capacity oil tank	cc 4340	4340
weight, ready for use <sup>2)</sup>	kg 71,4 <sup>2)</sup>	76,7 <sup>3)</sup>

<sup>1)</sup> MTO = Multiple Tool Operation | <sup>2)</sup> including hydraulic and engine oil, fuel and couplers | <sup>3)</sup> including hydraulic oil and couplers

### 3-stage pump technology

- Much higher flow/speed in 2nd stage for quicker rescue operations.
- Lower flow/speed in 3rd stage for more tool control.

### Large hydraulic oil capacity

- Enough oil to operate any two tools at the same time, including the biggest rams.


### Foldable wheels set

- For fast and easy transportation.



### Foldable carrying handles

- For easy carrying.
- Foldable for easy storage.



### Foldable handle for hose winding

- Saves valuable storage space in your truck.
- Quick & easy to use: handle folds out and locks in one step.



### Hydraulic oil level indicator

- For quick and easy monitoring of oil level from the outside of the pump.

# SPIDER RANGE PUMPS - SR 40/42



SR 40 PC 2

specifications	SR 40 PC 2	SR 40 DC 2	SR 40 YC 2
art. no.	150.152.715	150.152.724	150.152.737
EN 13204 <sup>1)</sup>	MTO	MTO	MTO
NFPA 1936	√	√	√
engine	petrol: 5.5 HP - 4.1 kW	electric: 230 VAC - 1.8 kW - 50 Hz - 1 Ph	diesel: 4.2 HP - 3.1 kW
pump type	3-stage axial pump	2 x 3-stage axial pump	2 x 3-stage axial pump
number of tool connections	2	2	2
capacity oil tank	cc 6340	6340	6340
weight, ready for use <sup>2)</sup>	kg 37,3 <sup>2)</sup>	41,0 <sup>3)</sup>	47,0 <sup>2)</sup>

<sup>1)</sup> MTO = Multiple Tool Operation | <sup>2)</sup> including hydraulic and engine oil, fuel and couplers | <sup>3)</sup> including hydraulic oil and couplers

### 3-stage pump technology

- Much higher flow/speed in 2nd stage for quicker rescue operations.
- Lower flow/speed in 3rd stage for more tool control.

SR 40 - accessories	art. no.
LED light Spider range	590.000.343
CORE elbow connector	150.182.176

### Also available with hose reels - not in table

- 20 m (42 models) hoses, only on petrol pumps with 2 connections.
- With foldable handle for hose winding: saves valuable storage space in your rescue truck.



SR 42 PC 2

# PUMPS - HAND / FOOT / AIR



PA 18 H 2 C

specifications	single hose <sup>1)</sup>		CORE		
	PA 04 H 2 S	PA 09 H 2 S	PA 09 H 2 C	PA 18 H 2 C	PA 18 F 2 C
art. no.	150.142.046	150.142.068	150.142.054	150.142.056	150.142.060
number of tool connections <sup>2)</sup>	1	1	1	1	1
number of stages	2	2	2	2	2
operation	hand	hand	hand	hand	foot
capacity oil tank cc	410	900	900	1800	1800
weight, ready for use <sup>3)</sup> kg	3.5	4.8	4.8	7.7	8.4

<sup>1)</sup> for use with single acting tools only | <sup>2)</sup> EN 13204: STO = Single Tool Operation | <sup>3)</sup> including hydraulic oil and coupler



# HOSES



**safety ratio all hoses  
4:1 = 2880 bar**

CORE hoses 5 m

CORE hoses	art. no.	color	length (m)	weight (kg) <sup>1)</sup>
C 05 OU	150.570.042	orange	5	2.5
C 05 BU	150.570.045	blue	5	2.5
C 05 GU	150.570.057	green	5	2.5
C 05 ZU	150.570.060	black	5	2.5
C 10 OU	150.570.043	orange	10	4.7
C 10 BU	150.570.046	blue	10	4.7
C 10 GU	150.570.058	green	10	4.7
C 10 ZU	150.570.061	black	10	4.7
C 15 OU	150.570.044	orange	15	6.9
C 15 BU	150.570.047	blue	15	6.9
C 15 GU	150.570.059	green	15	6.9
C 15 ZU	150.570.062	black	15	6.9
C 20 OU	150.570.095	orange	20	9.1
C 20 BU	150.570.096	blue	20	9.1
C 20 GU	150.570.146	green	20	9.1
C 20 ZU	150.570.225	black	20	9.1
CORE connection hoses	art. no.	color	length (m)	weight (kg) <sup>1)</sup>
C 1.5 OU	150.570.049	orange	1.5	1
C 1.5 BU	150.570.050	blue	1.5	1
C 02 OU	150.570.123	orange	2	1.2
C 02 BU	150.570.124	blue	2	1.2
C 03 OU	150.570.125	orange	3	1.6
C 03 BU	150.570.126	blue	3	1.6
single hoses	art. no.	color	length (m)	weight (kg) <sup>1)</sup>
B 2 SOU	150.572.035	orange	2	1.3
B 3 SOU	150.572.033	orange	3	1.6
B 5 SOU	150.572.058	orange	5	2.3

<sup>1)</sup> weight with couplers and filled with oil



# HOSE REELS



HR 5420 O

HR 5520 OB

hose reels CORE (single)	art. no.	color	length (m) <sup>1)</sup>	dimensions (mm)	weight (kg) <sup>2)</sup>	
HR 5420 O	150.072.178	Orange	20	526 x 251 x 521	19.4	
HR 5420 B	150.072.179	Blue	20	526 x 251 x 521	19.4	
hose reels CORE (double)	art. no.	color	length (m) <sup>1)</sup>	dimensions (mm)	weight (kg) <sup>2)</sup>	
HR 5520 OB	150.072.183	Blue/Orange	2 x 20	526 x 497 x 521	38.8	
hose reels CORE (electric rewind)	art. no.	color	length (m) <sup>1)</sup>	dimensions (mm)	hose reel version	weight (kg) <sup>2)</sup>
HR 4425 ACLO	150.072.067	Orange	25	483 x 546 x 457	Left	38.0
HR 4425 ACRB	150.072.072	Blue	25	483 x 546 x 457	Right	38.0
HR 4430 ACLO	150.072.059	Orange	30	483 x 546 x 457	Left	40.5
HR 4430 ACRB	150.072.064	Blue	30	483 x 546 x 457	Right	40.5

<sup>1)</sup> each length available in the colours indicated | <sup>2)</sup> weight inclusive hose with couplers and filled with oil

## Foldable handle for hose rolling on single and double hose reels

- To save valuable storage space in your truck.
- Quick & easy to use: handle folds out and locks in one step.



HR 4425 ACLO

# JACKS & WEDGES

aluminium jacks	HLJ 50 A 6	HLJ 50 A 10
art. no.	150.112.060	150.112.059
lifting capacity	kN/t 510 / 52	510 / 52
closed height	mm 150	196
stroke	mm 61	104
weight, ready for use	kg 7.0	8.7



Power Wedge	PW 5624
art. no.	150.062.228
operation	CORE
min. insertion height	mm 6
max. lifting height	mm 51
max. spreading force	kN/t 235 / 24
weight, ready for use	kg 9.2
integrated lighting	--



- Creates space for spreader or high-pressure lifting bag.

PW 5624

toe jack	TJ 3610
art. no.	150.012.049
max. capacity on saddle	kN/t 118 / 12
max. capacity on toe	kN/t 98 / 10
lifting height / plunger stroke	mm 250
closed height	mm 448
min. insertion height toe	mm 56
weight, ready for use	kg 20.5



TJ 3610





# VARIOUS RESCUE TOOLS

concrete crusher	CC 23	
art. no.	150.012.295	
max. opening	mm	230
max. crushing force	kN/t	113 / 11.5
shape of tip	pointed	
weight, ready for use	kg	19.1

- Heavy-duty: designed to quickly break away large, thick pieces of concrete.
- Limited dust: supports a clear view at the rescue scene.
- No vibrations: prevents risk of secondary collapse.
- Ideal to use in combination with mini cutter for cutting re-bar.
- More silent than use of rescue saw: only pump produces sound.



CC 23



A perfect combination: crushing concrete with the CC 23 and cutting re-bar with mini cutter CU 4007 C or SMC 5006.

- Designed for heavy-duty work.
- The crusher hardly generates any dust.

pipe squeezer	HPS 60 AU	
art. no.	150.182.024	
max. squeezing force	kN/t	147 / 15
max. outside ø pipe	mm	60
max. wall thickness pipe	mm	4.0
weight, ready for use	kg	8.6



HPS 60 AU



# VARIOUS RESCUE TOOLS

special materials cutter	SMC 5006	
art. no.	150.012.320	
blade opening	mm	25
max. cutting force	kN/t	193 / 19.7
cutting capacity <sup>1)</sup>	mm	Ø 20
weight, ready for use	kg	6.5

<sup>1)</sup> steel hardness 75 HRb



SMC 5006



mini cutter HMC 8 U - single acting	art. no.	
1 360° rotation elbow and 30 cm pigtail hose; in synthetic case	150.012.027	
2 With 360° rotation elbow and handpump PA 04 H 2 S mounted with 2m. hose; in synthetic case	150.142.070	
max. cutting force	kN/t	79 / 8.1
depth / width of jaw	mm	40 / 40
weight, ready for use	kg	3.0

1



2





# DOOR OPENERS



HDO 100

door opener set		HDO 100 - 2 *)
art. no.		150.062.213
max. pushing force	kN/t	100 / 10.2
stroke	mm	130
weight door opener, ready for use	kg	6.7

\*) with rotating hose connection and handle, hand pump and hose, delivered in synthetic carrying / storage box  
 \*\*) HDO 100 also available as a single tool in synthetic carrying / storage box , art. no. 150.062.007



# DOOR OPENERS

door ram		DR 200
art. no.		151.001.486
max. pushing force	kN/t	71 / 7.2
retracted length	mm	597
stroke	mm	300
extended length	mm	897
weight, ready for use	kg	7.6



DR 200

door ram		GDR200EVO3
art. no.		151.001.492
max. pushing force	kN/t	71 / 7.2
retracted length	mm	728
stroke	mm	300
extended length	mm	1.028
weight, ready for use	kg	13.4



GDR 200 EVO 3

required accessories (GDR 200 EVO 3)		art. no.
1	Battery BPA 286 (6.0 Ah)	151.000.307
accessories (GDR 200 EVO 3)		art. no.
	Battery charger BCH1 (220 - 240 VAC)	150.182.208
2	Battery charger BCH2 (100 - 120 VAC)	150.182.209
	Battery car charger BCH3, 12-24 VDC	150.182.286
3	Mains power connector BMC1 (220 - 240 VAC)	150.182.206
	Mains power connector BMC2 (100 - 120 VAC)	150.182.207
4	Battery pouch	150.182.214
5	Carrying / backpack harness	150.553.115





# POWERSHORE

## struts with hydraulic cylinder - 100 kN / 10.1 t

model	art. no.	locking system	retracted length mm	stroke mm	weight kg
HS 1 Q 5 FL	150.011.547	auto-lock	632	252	10.3
HS 1 Q 10 FL	150.011.536	auto-lock	1092	252	13.0
HS 1 L 5+	150.011.543	locknut	575	252	9.2
HS 1 L 10+	150.011.537	locknut	1035	252	11.9

## struts with pneumatic cylinder - 4 kN / 0.4 t

AS 3 Q 5 FL	150.011.546	auto-lock	632	252	8.4
AS 3 Q 10 FL	150.011.545	auto-lock	1092	252	11.2
AS 3 L 5+	150.011.532	locknut	575	252	7.3
AS 3 L 10+	150.011.531	locknut	1035	252	10.1

## manual (mechanical) struts

MS 2 L 2 +	150.011.538	thread	250	127	2,7
MS 2 L 5 +	150.011.533	locknut	575	250	6,7

**Auto-lock:** plunger with automatic locking mechanism that locks in steps of 9 mm. Retracting the plunger is only possible after releasing the locking mechanism.

**Locknut:** plunger with thread and Locknut. When the plunger is extended the Locknut can be secured.

**Thread:** plunger with thread. When the plunger is extended the thread is self-retaining.

## extensions / connector

model	art. no.	extension mm	colour code	weight kg
SX 1	150.011.501	125	white	1.5
SX 2	150.011.502	250	blue	1.9
SX 5	150.011.503	500	yellow	2.8
SX 10	150.011.504	1000	green	4.9
SX 15	150.011.506	1500	red	6.4
FX 1	150.011.505	-	-	1.4

**Connector FX1:** with female snap-lock system on both sides. To connect the male end of an extension with one of the heads. In this way it is possible to make a fixed shore without the use of a strut.

### Operation hydraulic PowerShore

- Handpump, weight ready for use 8.9 kg



PA 09 H 2 S 10

### Operation pneumatic PowerShore

- Double control unit, pressure reducer, air hoses and air bottle



## One lightweight shoring and lifting system for every rescue situation



- Vehicle extrication



- Trench rescue



- Heavy vehicle rescue



- Urban search and rescue



HS 1 L 5+



AS 3 Q 5 FL



MS 2 L 2+



SX 2

# POWERSHORE

accessories					
<b>Flat head</b> art. no.: 150.011.509		<b>V-block head small</b> art. no.: 150.011.516		<b>Adjustable hook wrench</b> art. no.: 150.581.689	
<b>Flat head with nailing plate</b> art. no.: 150.011.541		<b>V-block head large</b> art. no.: 150.011.522		<b>Rope with carbine hook</b> art. no.: 150.011.548	
<b>Tilting head</b> max. angle 45° art. no.: 150.182.038		<b>Cone head</b> art. no.: 150.011.517		<b>Rubber anti-roll block</b> art. no.: 150.113.057	
<b>Tilting head with nailing plate</b> max. angle 45° art. no.: 150.182.048		<b>Cross head</b> art. no.: 150.011.523		<b>Storage / carrying bag accessories</b> art. no.: 150.011.005	
<b>Beam support head</b> 150 mm, with nailing holes art. no.: 150.011.513		<b>Pointed head</b> art. no.: 150.011.524		<b>Storage / carrying bag struts and extensions</b> art. no.: 150.011.006	
<b>Beam support head</b> 100 mm, with nailing holes art. no.: 150.011.514		<b>Base support plate</b> can support 3 swivel heads art. no.: 150.011.519		<b>2-way block;</b> to support 2 tilting heads art. no.: 150.062.074	
<b>L-support head</b> with nailing holes art. no.: 150.011.520		<b>Trench support plate</b> to support 2 swivel heads art. no.: 150.011.549		<b>3-way swivel head</b> art. no.: 150.062.075	
<b>Swivel head</b> art. no.: 150.182.046		<b>Tensioning belt</b> load 10 kN art. no.: 390.511.073			

### Snap-lock system

- All items can be connected within seconds



### Shoring at various angles possible



### Reflective colour coding of extensions indicating length



See also separate PowerShore brochure and [www.holmatro.com](http://www.holmatro.com) for various advisory sets

### 10.1 t hydraulic lifting capacity



### Lightweight

- Easy to carry  
- Easy to assemble and quick to position



# RESCUE ASSIST TOOLS

ram support	HRS 22	HRS 22 NCT
art. no.	150.181.011	150.003.105
max. load	kN/t 235 / 24	235 / 24
weight	kg 7.7	14.9

- Suitable for every door sill: HRS 22 NCT for wider door sills and B-pillars of new model cars.
- Various positioning bars for different ramming angles.
- NCT version with teeth providing grip and profiled bars to prevent tilting of the ram.



HRS 22 NCT

HRS 22

cross ram support set	XRS01
art. no.	151.001.164
max. load	kN/t 98.1 / 10
weight	kg 12.5



XRS 01



# RESCUE ASSIST TOOLS

V-Strut		
art. no.		150.062.158
max. axial load	kN/t	16 / 1.6
closed length	mm	1080
number of stroke steps		24
stroke step size	mm	30
total stroke	mm	720
extended length	mm	1800
weight	kg	7.9

- Vehicle stabilization strut with integrated head, base plate and tensioning belt with hook and ratchet mechanism.
- All-in-one solution, no loose parts that may get lost.
- Ready for immediate use.
- Unique auto-lock system.
- Fast set-up in just 15 seconds.



V-Strut

chocks & blocks			
Set A		Set B	
art. no.	150.562.010	art. no.	150.562.004
2 x Step chock		2 x Lock block low	
2 x Wedge small		2 x Lock block medium	
2 x Wedge large		2 x Lock block high	
		2 x Wedge small	
		2 x Wedge large	

- Made of recycled polyethylene, water- and oil-resistant.
- Virtually indestructible, longer lifespan than wood.
- Non-slip interlocking profile.



Set A



Set B

rim adapter set		
art. no.		150.182.580
weight, incl. case	kg	12.4

- Can be used with rams RA 5321-22 / RA 5331-32.
- Rescuer does not have to move under the vehicle.
- Can also be used to push away the steering column of a truck.



tool station		
art. no.		150.182.044
dimensions (L x W)	cm	250 x 200
weight	kg	3.7

- Durable, water- and dirt-repellent PVC coated polyester.
- Foldable, so easy to carry and store.





# RESCUE ASSIST TOOLS

## airbag protection cover Secunet III

art. no.	350.182.089
weight	gr 800

- Easy to install, within seconds.
- For all passenger cars, modern vans, heavy goods vehicles and buses.
- In synthetic storage box with wall-mounting bracket.



## sharp edge protection covers SEP 5

art. no.	150.581.676
----------	-------------

	dimensions cm	weight kg	contents
cover with Velcro	26 x 30	0.18	2 x
blanket with magnets	60 x 60	0.52	2 x
	150 x 60	1.20	1 x

- Wear-resistant, fire-retardant polyester, water-repellent.
- Blankets with magnets for instant attachment to a vehicle.
- Washable (magnets are removable).



## protection shield

art. no.	150.182.045
dimensions (L x W)	mm 900 x 500
weight	kg 2.9

- Ensures optimal safety for the patient.
- Made of thick yet flexible PVC material.
- Transparent for continuously monitoring of the patient.
- With 4 handles to hold in any position.



# RESCUE ASSIST TOOLS

## Glass-Master

art. no.	150.182.060
weight	kg 1.0

- Glass Master, to cut through laminated wind shield. Including window punch and mounting clips.



## Window Punch

art. no.	980.005.045
weight	gr 55

- Window punch for quick crushing of side windows of a car in case of an emergency.



## Seatbelt Cutter

art. no.	980.005.022
dimensions (L x W x H)	mm 154 x 44 x 5

- For quick cutting of a seat belt that is blocked after impact.



## rescue support bag

art. no.	150.182.155
----------	-------------

- consisting of:
- tyre deflator, seatbelt cutter, trim removal tools, window punch, flexible steel rule, marker pen, mini LED torch, multi-cutter, waist and thigh strap



## extrication gloves

art. no.	size	art. no.	size
590.000.514	6 / XS	590.000.518	10 / XL
590.000.515	7 / S	590.000.694	11 / 2XL
590.000.516	8 / M	590.000.695	12 / 3XL
590.000.517	9 / L		





# LIFTING BAGS



HLB 16, 21, 31, 38

lifting bags - max. working pressure 12 bar					
model	art. no.	max. effective lifting force kN/t	max. inflation height mm	dimensions (L x W x H) mm	weight kg
HLB 2	350.321.021	21 / 2,1	94	200 x 160 x 22	0,7
HLB 6	350.321.022	55 / 5,6	141	285 x 245 x 22	1,6
HLB 8	350.321.023	82 / 8,4	179	335 x 295 x 22	2,1
HLB 11	350.321.025	110 / 11,2	207	403 x 325 x 25	3,2
HLB 16	350.321.026	155 / 15,8	236	467 x 390 x 25	4,5
HLB 21	350.321.027	210 / 21,4	266	517 x 440 x 25	5,6
HLB 31	350.321.028	306 / 31,2	321	608 x 530 x 27	8,6
HLB 38	350.321.030	370 / 37,7	352	662 x 585 x 27	10
HLB 53	350.321.031	520 / 53	411	767 x 690 x 27	15
HLB 63	350.321.032	620 / 63,2	456	827 x 750 x 27	17
HLB 85	350.321.034	855/87,2	550	948 x 870 x 27	23
HLB 96	350.321.033	940 / 95,9	565	987 x 910 x 27	25



# LIFTING BAGS



HSB 92, 74, 40, 27

stack bags - max. working pressure 12 bar					
model	art. no.	max. effective lifting force kN/t	max. inflation height mm	dimensions (L x W x H) mm	weight kg
HSB27	151.000.948	265 / 27	170	520 x 520 x 27	9,2
HSB40	151.000.949	388 / 39,6	170	620 x 620 x 27	13
HSB74	151.000.950	724 / 73,8	170	840 x 840 x 27	23,8
HSB92	151.000.951	904 / 92,2	170	920 x 920 x 27	28





# ACCESSORIES HLB & HSB

air hoses					
item	description	length	art. no.	HLB	HSB
1	Air hose AH 5 Y	5 m	350.570.022	✓	✓
2	Air hose AH 5 B	5 m	350.570.023	✓	✓
3	Air hose AH 5 O	5 m	350.570.030	✓	✓
4	Air hose AH 10 Y	10 m	350.570.027	✓	✓
5	Air hose AH 10 B	10 m	350.570.026	✓	✓
6	Air hose AH 10 O	10 m	350.570.031	✓	✓

accessories					
item	description	art. no.	HLB	HSB	
7	Control unit HDC 12	350.182.095	✓	✓	
8	Control unit HTC12	151.002.137	✓	✓	
9	Pressure reducer PRV 12	350.182.100	✓	✓	
10	Connection piece	350.582.430	✓	✓	
11	Air control set ACS 12	350.182.125	✓	✓	
12	Shut-off hose SOH 12	350.182.096	✓	✓	
13	Air bottle 300 bar	350.581.096	✓	✓	
14	Lifting eyes set (2 pieces) **	350.182.129	✓	--	
15	Air adapter set AAS 12	151.000.223	✓	✓	
16	Slider pads set (3 pieces) *	151.000.180	✓	--	
17	Retaining strap set (4 pieces)	151.001.194	--	✓	

\* Standard for models HLB 11 and up | \*\* Optional for models HLB 31 and up



# HOLMATRO OFFICES AND DEALERS

All over the world

Thanks to our worldwide sales and service network there's always a Holmatro representative nearby, ready to assist you!

Find your nearest Holmatro representative on [holmatro.com](http://holmatro.com)



**Holmatro Netherlands**  
Raamsdonksveer,  
The Netherlands  
T +31 (0) 162 58 92 00

**Holmatro USA**  
Glen Burnie MD,  
USA  
T 410-768-9662

**Holmatro China**  
Suzhou, Jiangsu Province  
China  
T +86 (512) 6380 7060



With two high-tech production plants in the Netherlands and the USA, the strictest quality, safety and performance standards in the market and a history of groundbreaking product innovations, Holmatro is the world's leading rescue tool supplier. We are very proud to see that Holmatro tools are the first choice of many fire & rescue professionals around the globe.

**DOUBLE PLUNGER RAM**

First ram with twin plungers. Designed to double the spreading distance without the risk of a plunger bending.



**CORE TECHNOLOGY**

The world's first single hose / single coupler system. A turning point in rescue tool technology, making rescue procedures safer, quicker and easier.



**INCLINED CUTTER**


First cutter with a 30-degree angled jaw, improving user comfort and maximizing working space.



**INCLINED CUTTING**

# A HISTORY OF INNOVATION

1968 1969 1970 1971 1972 1973 1974 1975 1976 1977 1978 1979 1980 1981 1982 1983 1984 1985 1986 1987 1988 1989 1990 1991 1992 1993 1994 1995 1996 1997 1998 1999 2000 2001 2002 2003 2004 2005 2006 2007 2008 2009 2010 2011 2012 2013 2014 2015 2016 2017 2018 2019 2020 2021 2022



**720 BAR WORKING PRESSURE**

First hydraulic rescue tools operating at a pressure higher than 500 bar. The birth of lighter and more compact rescue equipment.

**PERSONAL POWER PUMP**

The first lightweight, mobile rescue pump enabling one man to carry a full set of tool, pump and hoses on his own.



**NCT CUTTERS**

First cutter with U-shaped NCT (New Car Technology) blades, specially designed to cut new car construction.



**BATTERY TOOLS**

First high-performance battery-powered rescue tools. Easy to carry and handle thanks to a low weight (< 15 kg incl. battery).



**PENTHEON SERIES**

Unparalleled speed, ultimate control and the unrestrained performance to keep working in all circumstances. Miles ahead of all other rescue tools in the market.



**YOU CAN COUNT ON US,  
FOR LIFE**

---

holmatro.com

 Holmatro Rescue World

 @HolmatroRescue

 holmatrorescue

 HolmatroRescue