

Description

The FireVac®IV is a fully automatic combination fire alarm and emergency voice evacuation system. When it is combined with an FCI fire alarm control, it provides automatic and manual alarm signaling per the National Fire Alarm Code, NFPA 72.

The FireVac®IV is ideal for installations requiring voice evacuation of places of assembly such as churches, cafeterias, auditoriums, etc. The power output available from the FireVac®IV is a cost effective solution to smaller voice evacuation applications such as, assisted living facilities, dormitories, motels, and hotels, etc.

The unit provides 50 Watts of audio power at either 25 V_{RMS} or 70 V_{RMS} (requires the FVIV-X70).


The FireVac®IV has eight field selectable tones built in as well as an internal microphone for voice paging. The system also has three programmable messages. The first and second messages may be changed via software download and can record up to 32 seconds long. The third message can be recorded via the system's own internal microphone and can record up to 49 seconds long.

The FireVac®IV is fully supervised for opens, short circuits, and ground faults on the loudspeaker appliance circuit. The system amplifier is continuously supervised. In addition, the amplifier is protected from damage by the short circuit disconnect feature built into the speaker circuit.

The optional FVIV-ZS provides the capacity to split the available 50 watt power output among four separate, independently activated speaker circuits. Each speaker circuit has its own switch for manual activation as well as an All-Call switch to turn on all four circuits at once. It mounts inside the main FireVac®IV cabinet.

As a further option, the FVIV-RM Remote Microphone station is available in its own cabinet. It can be mounted up to 5,000 feet away and connects to the FireVac®IV over shielded, four conductor, 18 AWG wire.

Emergency Voice Evacuation System



FireVac® IV

Features

- Compatible with any UL Listed fire alarm control panel.
- 50 watt power output.
- 25 or 70.7 (optional) V_{RMS} power-limited operation.
- Integral message repeater.
- Eight (8) DIP-switch selectable tones.
 - ANSI Cadence
 - Alert Tone
 - March Code
 - Hi-Lo
 - California Code
 - ANSI Whoop
 - Steady
 - Continuous Whoop
- Optional FVIV-ZS provides four Style Y or Z (Class A or B) speaker circuits.
- Auxiliary audio input.
- Form "C" trouble and alarm relay outputs.
- Remote microphone module for all-call paging.
- Single channel operation.

An ISO 9000-2000 Company



GAMEWELL-FCI

12 Clintonville Road, Northford, CT 06472 - Tel: (203) 484-7161 - Fax: (203) 484-7118

Specifications are for information only, are not intended for installation purposes, and are subject to change without notice. No responsibility is assumed by Gamewell-FCI for their use.

©2008 Gamewell-FCI. All rights reserved.

www.gamewell-fci.com

9020-0532 Rev. D1 page 1 of 4

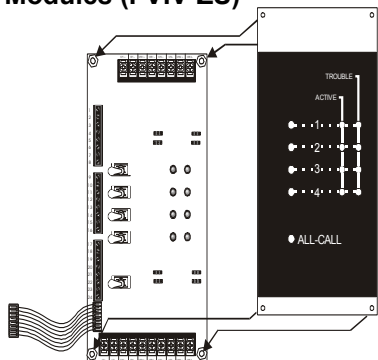
System Operation

The operation of a fire alarm initiating device (i.e. smoke detectors, manual stations, water-flow switches, etc.) connected to the fire alarm control panel will cause a either a reverse polarity signal or a dry contact closure to be sent to the FireVac®IV. If the optional FVIV-ZS is installed, the fire alarm control panel will also provide up to four normally open dry contact outputs that will close to activate the appropriate speaker circuit. In response, the FireVac®IV will:

1. Sound an alarm tone (DIP switch selectable) over the speaker circuit(s).
2. Produce a recorded message that will play in alternation with the selected tone.
3. Override both tone and pre-recorded message and broadcast voice commands from the local or remote microphones.

The FireVac®IV provides two (2), separate messages that may be field configured using the optional 7780 program.

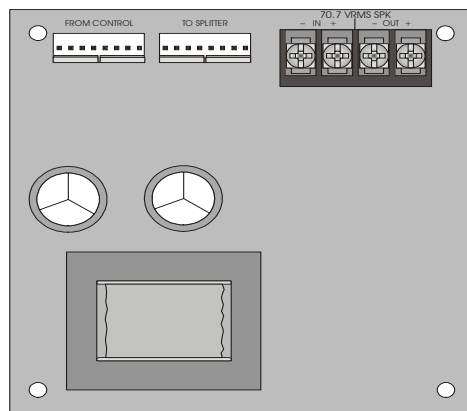
Optional Modules (FVIV-ZS)



An ideal solution for installations that require zoned speaker circuit activation, the FVIV-ZS provides four separate, individually activated speaker circuits. The FVIV-ZS features a switch for manual activation of each speaker circuit as well as an addition switch for "All-Call" paging.

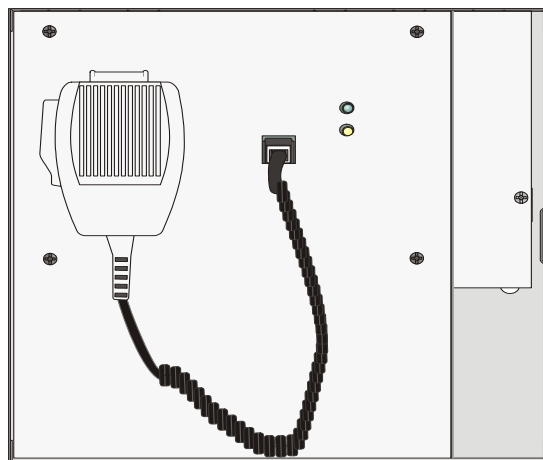
Interface with the fire alarm control panel is achieved through normally open relays provided by the main control panel. The FVIV-ZS responds to closures across its input terminals to activate the appropriate speaker circuit.

FVIV-X70



The FVIV-X70 optional module is used to convert the standard speaker circuit voltage output from 25 V_{RMS} to 70 V_{RMS} . This is useful in situations where the speakers circuits must run for longer distances. Note that speakers at 70 V_{RMS} are not power-limited and must be separated from power-limited circuits by at least 1/4 inch.

FVIV-RM



The FVIV-RM Remote Microphone Station enhances operation of the system by providing voice paging from a remote location up to 5,000 feet away. Only four wires (shielded, 18 AWG minimum) are required between the FireVac®IV and the FVIV-RM. The FVIV-RM is fully supervised by the FireVac®IV. Simply key the microphone to activate the FireVac®IV in an "All-Call" fashion to page over all speakers.

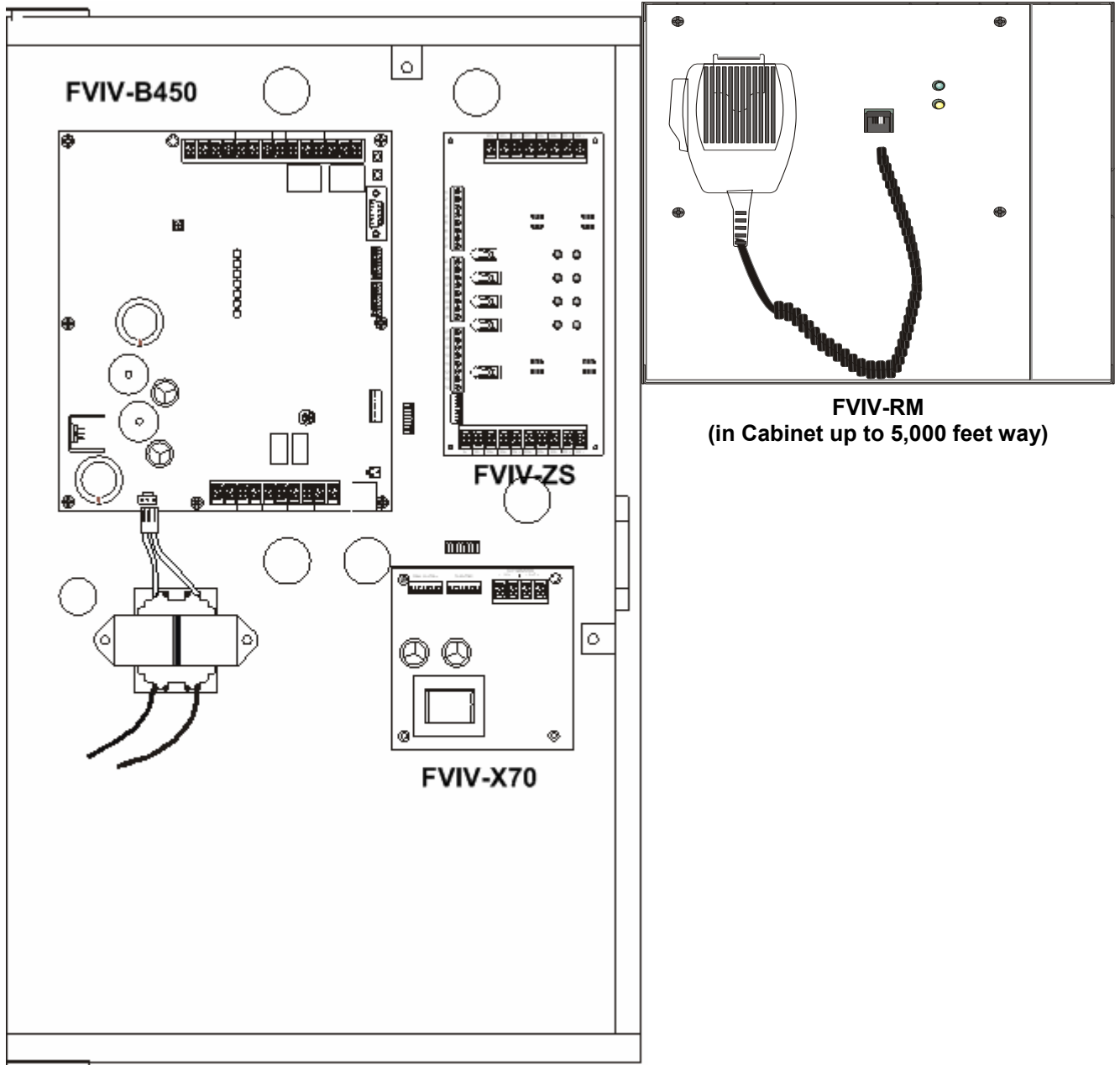
The FVIV-RM comes complete with its own cabinet with dimensions of 10 1/4" H x 10 3/8" W x 3 1/8" D (26.04 x 26.35 x 7.94 cm).

GAMEWELL-FCI

12 Clintonville Road, Northford, CT 06472 - Tel: 203-484-7161 - Fax: 203-484-7118

www.gamewell.fci.com

9020-0532 Rev. D1 page 2 of 4



FireVac® IV Assembly

Specifications

Operating voltage: 120 VAC @ 60 Hz, 1.2 amp, or
230 VAC @ 50 Hz, 0.607 amp.*

Operating temperature: 32° to 120° F
(0° to 49° C)

Relative humidity: 10% to 85% at 86° F (30°C), non-
condensing

* Specify voltage requirements when ordering.

Operating Current	Supervisory	Alarm
FireVac IV	0.140 amp.	0.490 amp.
FVIV-ZS	0.045 amp.	0.250 amp. (All circuits active)
FVIV-RM	0.030 amp.	0.030 amp.
FVIV-X70	0.010 amp.	0.065 amp.
Trouble & Alarm Relays		2.5 A @ 30 VDC resistive

Dimensions:

Surface mount	26 1/4" H x 14 1/2" W x 4" D (67 x 36.3 x 8.8 cm)
Flush mount	24 3/4" H x 14 1/2" W x 3 7/16" D (63 x 36.3 x 8.7 cm)
Shipping weight	37 lbs. (16.78 kg.)

Ordering Information

Part Number	Description
150-00026	FireVac®IV, Emergency Voice Evacuation System, 50 watts"Stand Alone"
150-00027	FVIV-50-ZS, Emergency Voice Evacuation System, 4-channel, 50 watt total
151-00027	FVIV-RM, Remote Microphone Station (one per system)
151-00028	FVIV-X70, Line Transformer, converts 25 V _{RMS} speaker circuit(s) to 70 V _{RMS}
151-00023	FVIV-ZS
151-00029	FVIV-B450, Zone Splitter, 4 Speaker Circuits
200-90002	7780, Programming Software to download or remove recorded messages

GAMEWELL-FCI

12 Clintonville Road, Northford, CT 06472 - Tel: 203-484-7161 - Fax: 203-484-7118

www.gamewell.fci.com

9020-0532 Rev. D1 page 4 of 4