



Cierrapuertas opcional



The best solution for high-traffic areas

### + POINTS

- **Wide range of standard dimensions in two different heights in order to 'economize' projects. This is reflected in a great combination quality/price.**
- **Non-standard dimensions in order to adapt the door to any need.**
- **Torsional rigidity of the door leaf higher than that of traditional assembling method.**
- **Galvanized sheet metal and paint with a high corrosion resistance and durability.**
- **Thermal insulation 1.2 (W/m<sup>2</sup>k).**
- Open Z frame for an easy installation.
- Excellent serial hardware.
- Includes a self-closing hinge.
- Great variety of hardware in stock (see hardware catalogue).
- Tested for up to 200.000 opening and closing cycles.
- Certified as a whole.
- Consult availability in different types of frames.
- **Highly demanded in many international markets in Asia, Africa and Latin America.**

### CERTIFICADOS

- **FIRE RESISTANCE** according to Norm ANSI/UL 10B-2009 "Fire Tests of Door Assemblies".
- Certificate ISO 9001:2008.

### HOJA

- Galvanized steel sheets 0.7/0.9 mm thick, profiler-assembled by double folding and stitching together the LID-TRAY set.
- High density rock wool insulation, 145/180 kg/m<sup>3</sup>.
- Galvanized steel stiffeners.
- Hexagonal 14x36 mm zinc plated anti-leverage bolt.
- Door thickness: 51 mm, approx.
- Approx. weight: 31 kg/m<sup>2</sup>.



# ASTURMADI DOORS

FIRESTOP  
90/120/180


UL

The best solution for high-traffic areas



## DOOR FRAME

- Reduced thermal conductivity galvanized steel, 1.5 mm thick.
- Z-shaped jambs and lintels. ASTURMADI special profile.
- 230x1.5 mm cold-laminated steel plate fixing anchor, especially designed to be fitted in any kind of wall.
- 50x2.5 mm steel door threshold.
- 'U' shape frame configuration available.



RAL 7038 gris

## FINISHES

- Sheet painted with thermosetting epoxy powder.
- 100 micron coat of paint on the leaf and 120 on the frame.
- Standard color RAL 7038 grey.
- Color RAL 9010 white without additional cost (consult).

## Standard ACCESSORIES

- 3 mm thick steel hinges, welded to the frame and fixed onto the leaf with M6x16 zinc plated screws. The lower hinge is self-closing.
- 15x2.5 mm graphite intumescent joint. It dilates 25 times its size at temperatures greater than 150°C.
- Reversible inlay fire resistant lock protected by two MO Stucal boards.
- Sintered steel latch.
- 40x40 brass cylinder lock with 3 keys.
- UL validation label.
- Zinc plated anti-leverage bolt.
- Handle
  - Anti-snag fire resistant handle.
  - Steel core covered by fusion.
  - Metal shields covered with nylon. Bolts and nuts.



## Optional ACCESSORIES

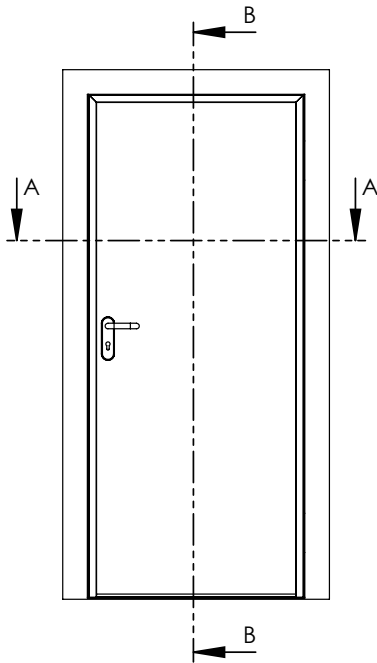
- Panic bar. Quick Series.
- Panic bar. Universal Series.

**UL  
SINGLE**

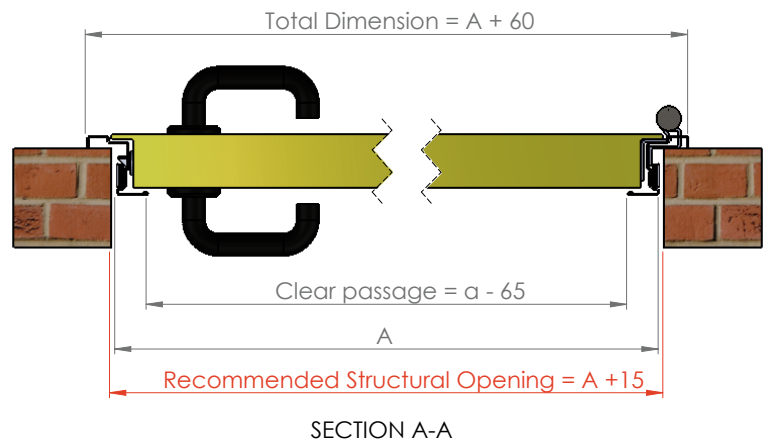
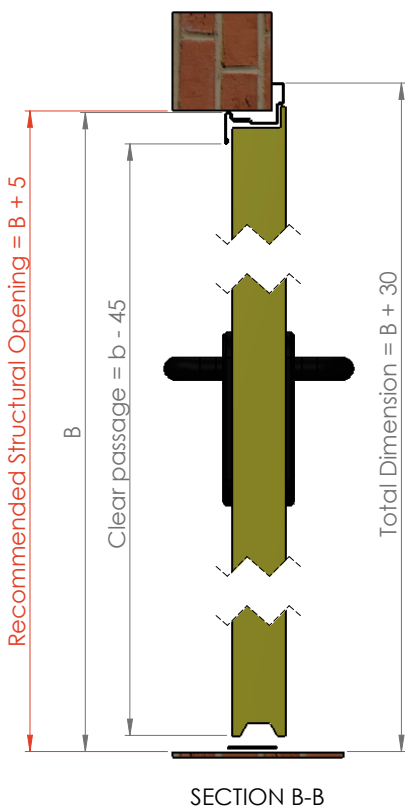
The best solution for high-traffic areas



## DIMENSIONS

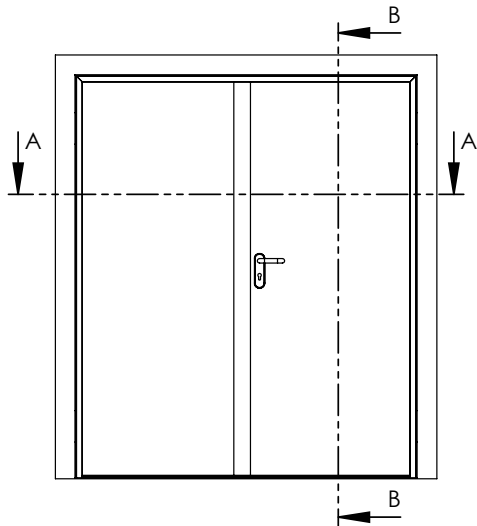


WIDTH			
CLEAR PASSAGE	A	RECOMMENDED S.O.	TOTAL DIMENSION
600	665	680	725
700	765	780	825
810	875	890	935
900	965	980	1025
930	995	1010	1055
1000	1065	1080	1125
1100	1165	1180	1225
1200	1265	1280	1325
HEIGHT			
CLEAR PASSAGE	B	RECOMMENDED S.O.	TOTAL DIMENSION
2000	2045	2050	2075
2100	2145	2150	2175



**UL  
DOUBLE**

The best solution for high-traffic areas



## DIMENSIONS

WIDTH						
ACTIVA	CLEAR PASSAGE			A	RECOMMENDED STRUCTURAL OPENING	TOTAL DIMENSION
	PASIVA	+45	=			
600	600			1245	1310	1325
700	600		1345	1410	1425	1470
700	700		1445	1510	1525	1570
810	700		1555	1620	1635	1680
810	+ 810		1665	1730	1745	1790
900	810		1755	1820	1835	1880
900	900		1845	1910	1925	1970
1000	900		1945	2010	2025	2070
1000	1000		2045	2110	2125	2170
1100	1000		2145	2210	2225	2270

HEIGHT				
CLEAR PASSAGE		B	RECOMMENDED STRUCTURAL OPENING	TOTAL DIMENSION
2000		2045	2050	2075
2100		2145	2150	2175

