

### SPECIFICATIONS:

All recessed and semi-recessed cabinets and surface-mounted steel cabinets have a heavy gauge, white baked enamel box. Surface-mounted cabinets with aluminum door and trim have a box constructed entirely of clear anodized aluminum. Surface-mounted cabinets with stainless steel door and trim have a box constructed entirely of 304 stainless steel with a #4 finish.

Steel and stainless steel cabinets have a full 1/2" thick hollow metal heavy gauge door. Trims and doors feature one piece construction with satin finish turn handle, continuous matching hinge, and self-adjusting roller catch. Baked white enamel finish is standard for steel units. Stainless steel cabinets have a #4 finish, 304 stainless steel.

Aluminum cabinet doors and trims are extruded or fabricated aluminum with clear satin anodized finish. Aluminum door is 1/2" thick with satin finish matching pull handle and hinge.

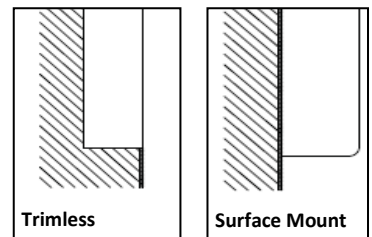
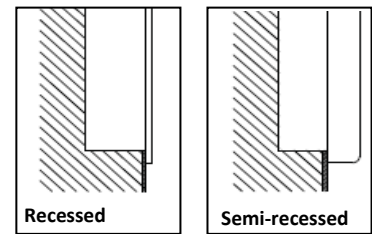
**STEP 1:** Select cabinet model number from the dimensions in the table below. **Note, fire rated cabinet dimensions are listed separately.**

### STEP 2: Select door and frame material.

- Steel (Standard)
- AL Aluminum  
\*Deduct 3/4" from outside trim height and width dimensions (doesn't apply to fire rated cabinets)
- SS Stainless Steel

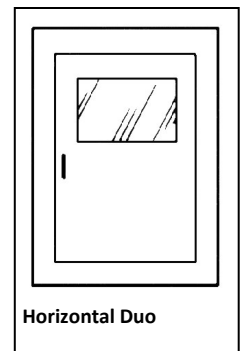
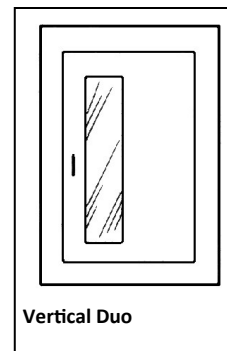
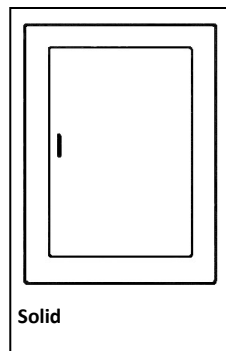

### Step 3: Select mounting style.

- R** Recessed  
5/16" Projection  
Flat trim covers rough wall opening.
- RK** Semi-recessed - 1 1/4" Projection (Square Edge)  
Trim covers rough wall opening.
- RL** Semi-recessed - 2 1/2" Projection (Rolled Edge)  
Trim covers rough wall opening
- RT** Trimless  
3/4" Plaster stop. Frame is concealed behind finished plaster wall.
- SM** Surface Mount  
Entire cabinet projects into traffic area. Used where wall doesn't allow for recessed cabinet.



### Step 4: Select door style.

- G** Full Clear Acrylic
- SD** Solid
- TG** Clear Tempered Glass
- VD** Vertical Duo
- HD** Horizontal Duo



### STEP 5: Select options.

- FS** Fire Rating: Certified for 1 and 2-hour combustible and non-combustible walls. Boxes are double wall construction, lined with fire resistant material. **N/A on trimless or surface mount.**
- L** Lock: Keyed cylinder locks are designed to prevent theft or vandalism of cabinet contents.
- D** Die Cut Lettering: Offers precise cabinet identification. Available in standard colors of red, black, or white. And come in either horizontal or vertical orientation.

Continued on page(s) below:

## Fire Hose Cabinets (non-fire rated)

Part #	Mounting Style	Interior Box H x W x D	Outside Trim H x W	Rough Opening H x W x D	Precut Knockouts	Interior Capacity
HC2434R	Recessed	34" x 24" x 8"	37½" x 27½"	35" x 25" x 8¼"	Yes	(1) 100' hose rack assembly
HC2434RK	Semi-rec (1¼")	34" x 24" x 8"	37½" x 27½"	35" x 25" x 7¼"	Yes	
HC2434RL	Semi-rec (2½")	34" x 24" x 8"	37½" x 27½"	35" x 25" x 6"	Yes	
HC2434RT	Trimless	34" x 24" x 8"	----	--- x --- x 8½"	Yes	
HC2434SM	Surface Mount	37½" x 27½" x 8½"	37½" x 27½"	----	No	
HC2634R	Recessed	34" x 26" x 8"	37½" x 29½"	35" x 27" x 8¼"	Yes	(1) 100' hose rack assembly
HC2634RK	Semi-rec (1¼")	34" x 26" x 8"	37½" x 29½"	35" x 27" x 7¼"	Yes	
HC2634RL	Semi-rec (2½")	34" x 26" x 8"	37½" x 29½"	35" x 27" x 6"	Yes	
HC2634RT	Trimless	34" x 26" x 8"	----	--- x --- x 8½"	Yes	
HC2634SM	Surface Mount	37½" x 29½" x 8½"	37½" x 29½"	----	No	
HC2438R	Recessed	38" x 24" x 8"	41½" x 27½"	39" x 25" x 8¼"	Yes	(1) 100' hose rack assembly + (1) 2½" angle hose valve
HC2438RK	Semi-rec (1¼")	38" x 24" x 8"	41½" x 27½"	39" x 25" x 7¼"	Yes	
HC2438RL	Semi-rec (2½")	38" x 24" x 8"	41½" x 27½"	39" x 25" x 6"	Yes	
HC2438RT	Trimless	38" x 24" x 8"	----	--- x --- x 8½"	Yes	
HC2438SM	Surface Mount	41½" x 27½" x 8½"	41½" x 27½"	----	No	
HC2638R	Recessed	38" x 26" x 8"	41½" x 29½"	39" x 27" x 8¼"	Yes	(1) 100' hose rack assembly + (1) 2½" angle hose valve
HC2638RK	Semi-rec (1¼")	38" x 26" x 8"	41½" x 29½"	39" x 27" x 7¼"	Yes	
HC2638RL	Semi-rec (2½")	38" x 26" x 8"	41½" x 29½"	39" x 27" x 6"	Yes	
HC2638RT	Trimless	38" x 26" x 8"	----	--- x --- x 8½"	Yes	
HC2638SM	Surface Mount	41½" x 29½" x 8½"	41½" x 29½"	----	No	
HC2642R	Recessed	42" x 26" x 8"	45½" x 29½"	43" x 27" x 8¼"	Yes	(1) 125' hose rack assembly + (1) 2½" angle hose valve
HC2642RK	Semi-rec (1¼")	42" x 26" x 8"	45½" x 29½"	43" x 27" x 7¼"	Yes	
HC2642RL	Semi-rec (2½")	42" x 26" x 8"	45½" x 29½"	43" x 27" x 6"	Yes	
HC2642RT	Trimless	42" x 26" x 8"	----	--- x --- x 8½"	Yes	
HC2642SM	Surface Mount	45½" x 29½" x 8½"	45½" x 29½"	----	No	
HC3030R	Recessed	30" x 30" x 8"	33½" x 33½"	31" x 31" x 8¼"	Yes	(1) 100' hose rack assembly + (1) fire extinguisher
HC3030RK	Semi-rec (1¼")	30" x 30" x 8"	33½" x 33½"	31" x 31" x 7¼"	Yes	
HC3030RL	Semi-rec (2½")	30" x 30" x 8"	33½" x 33½"	31" x 31" x 6"	Yes	
HC3030RT	Trimless	30" x 30" x 8"	----	--- x --- x 8½"	Yes	
HC3030SM	Surface Mount	33½" x 33½" x 8½"	33½" x 33½"	----	No	
HC3232R	Recessed	32" x 32" x 8"	35½" x 35½"	33" x 33" x 8¼"	Yes	(1) 100' hose rack assembly + (1) fire extinguisher
HC3232RK	Semi-rec (1¼")	32" x 32" x 8"	35½" x 35½"	33" x 33" x 7¼"	Yes	
HC3232RL	Semi-rec (2½")	32" x 32" x 8"	35½" x 35½"	33" x 33" x 6"	Yes	
HC3232RT	Trimless	32" x 32" x 8"	----	--- x --- x 8½"	Yes	
HC3232SM	Surface Mount	35½" x 35½" x 8½"	35½" x 35½"	----	No	
HC3234R	Recessed	34" x 32" x 8"	37½" x 35½"	35" x 33" x 8¼"	Yes	(1) 100' hose rack assembly + (1) fire extinguisher
HC3234RK	Semi-rec (1¼")	34" x 32" x 8"	37½" x 35½"	35" x 33" x 7¼"	Yes	
HC3234RL	Semi-rec (2½")	34" x 32" x 8"	37½" x 35½"	35" x 33" x 6"	Yes	
HC3234RT	Trimless	34" x 32" x 8"	----	--- x --- x 8½"	Yes	
HC3234SM	Surface Mount	37½" x 35½" x 8½"	37½" x 35½"	----	No	
HC3238R	Recessed	38" x 32" x 8"	41½" x 35½"	39" x 33" x 8¼"	Yes	(1) 100' hose rack assembly + (1) fire extinguisher + (1) 2½" angle hose valve
HC3238RK	Semi-rec (1¼")	38" x 32" x 8"	41½" x 35½"	39" x 33" x 7¼"	Yes	
HC3238RL	Semi-rec (2½")	38" x 32" x 8"	41½" x 35½"	39" x 33" x 6"	Yes	
HC3238RT	Trimless	38" x 32" x 8"	----	--- x --- x 8½"	Yes	
HC3238SM	Surface Mount	41½" x 35½" x 8½"	41½" x 35½"	----	No	
HC3242R	Recessed	42" x 32" x 8"	45½" x 35½"	43" x 33" x 8¼"	Yes	(1) 100' hose rack assembly + (1) fire extinguisher + (1) 2½" angle hose valve
HC3242RK	Semi-rec (1¼")	42" x 32" x 8"	45½" x 35½"	43" x 33" x 7¼"	Yes	
HC3242RL	Semi-rec (2½")	42" x 32" x 8"	45½" x 35½"	43" x 33" x 6"	Yes	
HC3242RT	Trimless	42" x 32" x 8"	----	--- x --- x 8½"	Yes	
HC3242SM	Surface Mount	45½" x 35½" x 8½"	45½" x 35½"	----	No	

Continued on  
page(s) below:

## Fire Hose Cabinets (non-fire rated) - cont. from above

Part #	Mounting Style	Interior Box H x W x D	Outside Trim H x W	Rough Opening H x W x D	Precut Knockouts	Interior Capacity
HC1823R	Recessed	23" x 18" x 8"	26½" x 21½"	24" x 19" x 8¼"	Yes	(1) 1½" or 2½" angle hose valve with 100' fire hose
HC1823RK	Semi-rec (1¼")	23" x 18" x 8"	26½" x 21½"	24" x 19" x 7¼"	Yes	
HC1823RL	Semi-rec (2½")	23" x 18" x 8"	26½" x 21½"	24" x 19" x 6"	Yes	
HC1823RT	Trimless	23" x 18" x 8"	----	--- x --- x 8½"	Yes	
HC1823SM	Surface Mount	26½" x 21½" x 8½"	26½" x 21½"	----	No	
HC2831R	Recessed	31" x 28" x 8"	34½" x 31½"	32" x 29" x 8¼"	Yes	(1) 1½" or 2½" angle hose valve with 100' fire hose + (1) fire extinguisher
HC2831RK	Semi-rec (1¼")	31" x 28" x 8"	34½" x 31½"	32" x 29" x 7¼"	Yes	
HC2831RL	Semi-rec (2½")	31" x 28" x 8"	34½" x 31½"	32" x 29" x 6"	Yes	
HC2831RT	Trimless	31" x 28" x 8"	----	--- x --- x 8½"	Yes	
HC2831SM	Surface Mount	34½" x 31½" x 8½"	34½" x 31½"	----	No	

## Fire Hose Cabinets (fire rated)

Part #	Mounting Style	Interior Box H x W x D	Outside Trim H x W	Rough Opening H x W x D	Precut Knockouts	Interior Capacity
HCFS2434R	Recessed	34" x 24" x 8"	37½" x 27½"	36¼" x 26½" x 9½"	No	(1) 100' hose rack assembly
HCFS2434RK	Semi-rec (1¼")	34" x 24" x 8"	37½" x 27½"	36¼" x 26½" x 8½"	No	
HCFS2434RL	Semi-rec (2½")	34" x 24" x 8"	37½" x 27½"	36¼" x 26½" x 7"	No	
HCFS2634R	Recessed	34" x 26" x 8"	37½" x 29½"	36¼" x 28½" x 9½"	No	(1) 100' hose rack assembly
HCFS2634RK	Semi-rec (1¼")	34" x 26" x 8"	37½" x 29½"	36¼" x 28½" x 8½"	No	
HCFS2634RL	Semi-rec (2½")	34" x 26" x 8"	37½" x 29½"	36¼" x 28½" x 7"	No	
HCFS2438R	Recessed	38" x 24" x 8"	41½" x 27½"	40¼" x 26½" x 9½"	No	(1) 100' hose rack assembly + (1) 2½" angle hose valve
HCFS2438RK	Semi-rec (1¼")	38" x 24" x 8"	41½" x 27½"	40¼" x 26½" x 8½"	No	
HCFS2438RL	Semi-rec (2½")	38" x 24" x 8"	41½" x 27½"	40¼" x 26½" x 7"	No	
HCFS2638R	Recessed	38" x 26" x 8"	41½" x 29½"	40¼" x 28½" x 9½"	No	(1) 100' hose rack assembly + (1) 2½" angle hose valve
HCFS2638RK	Semi-rec (1¼")	38" x 26" x 8"	41½" x 29½"	40¼" x 28½" x 8½"	No	
HCFS2638RL	Semi-rec (2½")	38" x 26" x 8"	41½" x 29½"	40¼" x 28½" x 7"	No	
HCFS2642R	Recessed	42" x 26" x 8"	45½" x 29½"	44¼" x 28½" x 9½"	No	(1) 125' hose rack assembly + (1) 2½" angle hose valve
HCFS2642RK	Semi-rec (1¼")	42" x 26" x 8"	45½" x 29½"	44¼" x 28½" x 8½"	No	
HCFS2642RL	Semi-rec (2½")	42" x 26" x 8"	45½" x 29½"	44¼" x 28½" x 7"	No	
HCFS3030R	Recessed	30" x 30" x 8"	33½" x 33½"	32¼" x 32¼" x 9½"	No	(1) 100' hose rack assembly + (1) fire extinguisher
HCFS3030RK	Semi-rec (1¼")	30" x 30" x 8"	33½" x 33½"	32¼" x 32¼" x 8½"	No	
HCFS3030RL	Semi-rec (2½")	30" x 30" x 8"	33½" x 33½"	32¼" x 32¼" x 7"	No	
HCFS3232R	Recessed	32" x 32" x 8"	35½" x 35½"	34¼" x 34¼" x 9½"	No	(1) 100' hose rack assembly + (1) fire extinguisher
HCFS3232RK	Semi-rec (1¼")	32" x 32" x 8"	35½" x 35½"	34¼" x 34¼" x 8½"	No	
HCFS3232RL	Semi-rec (2½")	32" x 32" x 8"	35½" x 35½"	34¼" x 34¼" x 7"	No	
HCFS3234R	Recessed	34" x 32" x 8"	37½" x 35½"	36¼" x 34¼" x 9½"	No	(1) 100' hose rack assembly + (1) fire extinguisher
HCFS3234RK	Semi-rec (1¼")	34" x 32" x 8"	37½" x 35½"	36¼" x 34¼" x 8½"	No	
HCFS3234RL	Semi-rec (2½")	34" x 32" x 8"	37½" x 35½"	36¼" x 34¼" x 7"	No	
HCFS3238R	Recessed	38" x 32" x 8"	41½" x 35½"	40¼" x 34¼" x 9½"	No	(1) 100' hose rack assembly + (1) fire extinguisher + (1) 2½" angle hose valve
HCFS3238RK	Semi-rec (1¼")	38" x 32" x 8"	41½" x 35½"	40¼" x 34¼" x 8½"	No	
HCFS3238RL	Semi-rec (2½")	38" x 32" x 8"	41½" x 35½"	40¼" x 34¼" x 7"	No	
HCFS3242R	Recessed	42" x 32" x 8"	45½" x 35½"	44¼" x 34¼" x 9½"	No	(1) 100' hose rack assembly + (1) fire extinguisher + (1) 2½" angle hose valve
HCFS3242RK	Semi-rec (1¼")	42" x 32" x 8"	45½" x 35½"	44¼" x 34¼" x 8½"	No	
HCFS3242RL	Semi-rec (2½")	42" x 32" x 8"	45½" x 35½"	44¼" x 34¼" x 7"	No	
HCFS1823R	Recessed	23" x 18" x 8"	26½" x 21½"	25¼" x 20½" x 9½"	No	(1) 1½" or 2½" angle hose valve with 100' fire hose
HCFS1823RK	Semi-rec (1¼")	23" x 18" x 8"	26½" x 21½"	25¼" x 20½" x 8½"	No	
HCFS1823RL	Semi-rec (2½")	23" x 18" x 8"	26½" x 21½"	25¼" x 20½" x 7"	No	
HCFS2831R	Recessed	31" x 28" x 8"	34½" x 31½"	33¼" x 30¾" x 9½"	No	(1) 1½" or 2½" angle hose valve with 100' fire hose + (1) fire extinguisher
HCFS2831RK	Semi-rec (1¼")	31" x 28" x 8"	34½" x 31½"	33¼" x 30¾" x 8½"	No	
HCFS2831RL	Semi-rec (2½")	31" x 28" x 8"	34½" x 31½"	33¼" x 30¾" x 7"	No	